



# ADOPTED BUDGET 2022 - 2023



**Rancho Santiago Community College District  
2022-23**

**ADOPTED BUDGET**

**Submitted on September 12, 2022**

**by**

**Marvin Martinez, Chancellor**

**to the**

**BOARD OF TRUSTEES**

**Tina Arias Miller, Ed.D., President**

**David Crockett, Vice President**

**Sal Tinajero, Clerk**

**John R. Hanna**

**Zeke Hernandez**

**Lawrence "Larry" R. Labrado**

**Phillip E. Yarbrough**

**Ryan Foley, Student Trustee**

**Rancho Santiago Community College District**  
*Adopted Budget*  
**2022-23**

	<b>Page</b>
Chancellor's Message	3
List of Funds Budgeted	4
General Fund	5
General Fund - Unrestricted - Fund 11	6
General Fund - Unrestricted - One-Time - Fund 13	12
General Fund - Unrestricted Combined - Fund 11, 13	17
General Fund - Restricted - Fund 12	23
General Fund - Summary by Site	29
FY 21-22 Unrestricted General Fund Ending Balance and Carryover Reconciliation	30
Components of Unrestricted General Fund Beginning Fund Balance	31
FY 22-23 Adopted Budget Revenue Allocation Simulation - Unrestricted General Fund 11	32
Bond Interest and Redemption Funds - Combined - Fund 24	33
Bookstore - Fund 31	37
Child Development - Fund 33	41
Capital Outlay Projects - Fund 41	46
General Obligation Bond - Measure Q - Fund 43	53
Self-Insurance Funds	57
Self-Insurance Fund - Property and Liability - Fund 61	58
Self-Insurance Fund - Workers' Compensation - Fund 62	61
Retiree Benefits - Fund 63	65
Associated Students - Fund 71	69
Representation Fee Trust - Fund 72	73
Student Financial Aid - Fund 74	77
Community Education - Fund 76	81
Retiree Benefits-Irrevocable Trust - Fund 78	85
Diversified Trust - Fund 79	89
Supplemental Data	93
Budget Assumptions	94
Multi-Year Budget Projection	97
Fiscal Health Risk Analysis for RSCCD	99
Full-Time Equivalent Students - Historical Data & Targets	113
FTES and College Expenditure Breakdown (Fund 11)	114
Compliance with the 50% Law - Historical Data	115
STRS & PERS - Future Employer Rates and Additional Ongoing Costs	116
Cost-of-Living Adjustment - Historical Data	117
Prop 30 Education Protection Account (EPA) Expenditure Plan	118
Recaps of Revenues and Expenditures - General Fund	119



## **Chancellor's Message Adopted Budget 2022/23**

The proposed fiscal year 2022/23 Adopted Budget is the result of a process of participatory governance led by both the Planning and Organizational Effectiveness (POE) Committee, which provides general planning related to the budget, and the Fiscal Resources Committee (FRC), which reviews the budget assumptions that were used as the basis for this budget. District Council, our primary participatory governance body, provides the final review and recommendation to me.

On June 30, 2022, Governor Newsom signed the budget which included higher than expected one-time and ongoing revenues. The state budget again provides for an unprecedented increase in funding for community colleges, including a 6.56% Cost of Living Adjustment (COLA) and \$600 million increase to the base. The increase lifts the District out of hold harmless for 2022/23 and out year budgets assuming the District continues to grow. The budget also added several categorical allocations and augmentations to current allocations including the Student Success Completion Grant. In addition, due to budget uncertainty, we continue to reduce apportionment revenue by an estimated deficit factor of 2%.

This budget is balanced using approximately \$2.4 million from the Supplementary Retirement Plan (SRP)/Rightsizing Contingency Fund. The budget also includes a 12.5% contingency reserve consistent with Board Policy.

The fiscal year 2022/23 proposed Adopted Budget was reviewed by the Fiscal Resources Committee and District Council and I recommend your review and adoption.

Sincerely,

Marvin Martinez  
Chancellor

**Rancho Santiago Community College District**  
*Adopted Budget*  
**2022-23**

**List of Funds Budgeted**

General Fund		
Expenditures	\$ 334,461,834	
Board Policy Contingency (12.5%)	26,825,849	
Restricted Reserves	13,841,480	
Budget Stabilization	2,915,584	
SRP Savings	14,655,522	
Unrestricted Contingency	<u>103,307</u>	
Total General Fund		\$ 392,803,576
Bond Interest and Redemption Funds		67,724,885
Bookstore Fund		10,678,763
Child Development Fund		12,074,924
Capital Outlay Projects Fund		145,368,562
General Obligation Bond Fund - Measure Q		0
Self-Insurance Fund - Property and Liability		8,049,898
Self-Insurance Fund - Workers' Compensation		6,953,819
Retiree Benefits Fund		(29,148,242)
Associated Students Fund		1,748,847
Representation Fee Trust Fund		310,470
Student Financial Aid Fund		33,766,563
Community Education Fund		1,447,694
Retiree Benefits-Irrevocable Trust Fund		56,992,620
Diversified Trust Fund		<u>3,137,677</u>
Total All Funds		<u><u>\$ 711,910,056</u></u>

**Rancho Santiago Community College District**  
*Adopted Budget*  
**2022-23**

To ensure compliance with the California Community Colleges Budget and Accounting Manual, Title 5 of the California Code of Regulations and the California Education Code, the financial resources of the District are divided into separate funds for which separate accounts are maintained for recording cash, other resources, and all related liabilities, obligations and equities.

General Fund

The General Fund is maintained to account for the transactions that cover the full scope of operations for the District (instruction, administration, student services, maintenance and operations, capital improvements and other expenditures). All transactions that are not specifically required to be accounted for in other funds are recorded in the General Fund.

All monies received by or for a community college district from state apportionments or county or local property taxes shall be deposited in the General Fund.

For purposes of flexibility, the District may establish any number of accounts within the General Fund to facilitate reporting, management, and control.

The General Fund is divided into three subfunds: the Unrestricted Ongoing General Fund, Unrestricted One-time Funds, and the Restricted General Fund. This reflects the need to differentiate truly discretionary revenue from restricted revenue, while preserving a complete accounting of the financial operation and support of educational programs. Restricted monies such as those for categorically-funded programs are accounted for separately from other general purpose monies, but classified as a component of the total general fund that provides instructional and support services.

The ongoing unrestricted subfund shall be used to account for the ongoing resources that are available for the general purposes of each district's operation and support of its educational program. The governing board of the district may elect to set aside unrestricted monies for specific future operating purposes. The governing board may elect to transfer unrestricted monies to other funds. Similarly, the governing board may elect to return any balance of designated monies appearing in other fund groups to the General Fund. The unrestricted one-time funds subfund shall be used to account for one-time and carryover funds.

The restricted subfund shall be used to account for resources that are available for the operation and support of the educational programs that are specifically restricted by law, regulations, donors, or other outside agencies as to their expenditure. Such externally imposed restrictions are to be contrasted with internally created designations imposed by the governing board on unrestricted monies. Restricted monies are from a specific source that require monies to be used for specific purposes.

**Rancho Santiago Community College District**  
**Adopted Budget**  
**2022-23**

<b>Unrestricted General Fund Revenue Budget - Fund 11</b>					
<b><u>Revenues by Source</u></b>	<b>2020-21 Actual Revenue</b>	<b>2021-22 Actual Revenue</b>	<b>2022-23 Tentative Budget</b>	<b>2022-23 Adopted Budget</b>	<b>% change 22/23 Adopt/ 21/22 Actual</b>
8100 Federal Revenues					
8110 Forest Reserve	\$8,943	\$9,009	\$0	\$0	(100.00)
Total Federal Revenues	<u>8,943</u>	<u>9,009</u>	<u>0</u>	<u>0</u>	(100.00)
8600 State Revenues					
8611 Apprenticeship Allowance	3,901,642	3,835,723	3,951,786	5,227,354	36.28
8612 State General Apportionment	30,417,162	18,311,686	41,268,442	27,486,797 *	50.11
8612 State General Apportionment-estimated COLA	0	8,864,293	12,050,879	12,050,879 *	35.95
8612 Base Allocation Increase	0	0	0	816,204 *	-
8612 State General Apportionment-Deficit	(1,335,989)	0	(3,915,066)	(3,931,390) *	-
8612-8630 State General Apportionment&EPA-prior year adjustment	(1,604,230)	2,658,997	0	0	(100.00)
8619 Other General Apportionments-FT Faculty Allocation	1,304,941	3,325,444	2,367,141	2,367,141	(28.82)
8619 Other General Apportionments-Enrollment Fee Admin-2%	279,888	275,040	275,040	232,423	(15.49)
8619 Other General Apportionments-PT Faculty Compensation	649,853	580,995	607,563	568,828	(2.09)
8630 Education Protection Account	44,529,069	53,830,227	36,656,734	38,980,355 *	(27.59)
8672-8673 Homeowners' Property Tax Relief/Timber Yield Tax	260,951	257,769	278,767	298,303 *	15.72
8681 State Lottery Proceeds	4,985,883	4,015,645	4,202,316	4,284,722	6.70
8682 State Mandated Costs	809,978	847,080	779,692	825,239	(2.58)
Total State Revenues	<u>84,199,148</u>	<u>96,802,899</u>	<u>98,523,294</u>	<u>89,206,855</u>	(7.85)
8800 Local Revenues					
8811 Tax Allocation, Secured Roll	54,438,308	56,266,309	58,154,978	65,114,154 *	15.72
8812 Tax Allocation, Supplement Roll	1,102,157	1,305,939	1,177,404	1,511,297 *	15.72
8813 Tax Allocation, Unsecured Roll	1,599,178	1,729,240	1,708,359	2,001,162 *	15.72
8816 Prior Years' Taxes	386,086	453,706	412,445	525,051 *	15.72
8817 Education Revenue Augmentation Fund (ERAF)	25,332,588	25,219,979	27,062,121	29,185,806 *	15.72
8818 RDA Funds - Pass Thru AB	574,739	675,355	613,978	781,554 *	15.72
8819 RDA Funds - Residuals	7,552,267	8,460,116	8,067,883	9,790,465 *	15.72
8850 Rents and Leases	84,048	279,509	338,480	338,480	21.10
8860 Interest & Investment Income	1,307,061	902,271	800,000	900,000	(0.25)

**Rancho Santiago Community College District**  
**Adopted Budget**  
**2022-23**

**Unrestricted General Fund Revenue Budget - Fund 11**

<u>Revenues by Source</u>	2020-21 Actual Revenue	2021-22 Actual Revenue	2022-23 Tentative Budget	2022-23 Adopted Budget	% change 22/23 Adopt/ 21/22 Actual
8866/8867 Gain(Loss)on Invest-Realized/Unrealized	166,141	(166,141)	0	0	(100.00)
8874 CCC Enrollment Fees	8,645,622	8,176,934	8,301,307	8,027,474 *	(1.83)
8875 Bachelor's Program Fee	47,964	47,712	40,000	40,000	(16.16)
8880 Nonresident Tuition	2,600,988	2,779,742	2,500,000	2,500,000	(10.06)
8890 Transcript/Representation/ Discounts/Fines/Instr. Mat./Health Serv. Use Fees, etc.)	3,115,905	1,029,985	524,200	524,200	(49.11)
8891 Other Local Rev - Special Proj	0	0	0	0	-
Total Local Revenues	<u>106,953,052</u>	<u>107,160,656</u>	<u>109,701,155</u>	<u>121,239,643</u>	13.14
8900 Other Financing Sources					
8910 Proceeds-Sale of Equip & Suppl	32,615	31,243	5,000	5,000	(84.00)
8981/8983 Interfund Transfer In/Intrafund Transfer In	1,770,376	1,155,583	0	0	(100.00)
Total Other Sources	<u>1,802,991</u>	<u>1,186,826</u>	<u>5,000</u>	<u>5,000</u>	(99.58)
Total Revenues	<u>192,964,134</u>	<u>205,159,390</u>	<u>208,229,449</u>	<u>210,451,498</u>	2.58
Net Beginning Balance	0	0	0	0	-
Adjustments to Beginning Balance	0	0	0	0	-
Adjusted Beginning Fund Balance	<u>0</u>	<u>0</u>	<u>0</u>	<u>0</u>	-
Total Revenues, Other Financing Sources and Beginning Fund Balance	<u>\$192,964,134</u>	<u>\$205,159,390</u>	<u>\$208,229,449</u>	<u>\$210,451,498</u>	2.58
* Component of Apportionment				\$192,638,111	



**Rancho Santiago Community College District**  
**Adopted Budget**  
**2022-23**

**Unrestricted General Fund Expenditure Budget - Fund 11**

<u>Expenditures by Object</u>	2020-21 Actual Expenses	2021-22 Actual Expenses	2022-23 Tentative Budget	2022-23 Adopted Budget	% change 22/23 Adopt/ 21/22 Actual
1000 Academic Salaries					
1100 Instructional Salaries, Regular Contract	\$30,094,025	\$29,849,203	\$31,844,525	\$31,844,525	6.68
1200 Non-Instructional Salaries, Regular Contract	13,325,498	14,235,808	15,141,129	15,141,129	6.36
1300 Instructional Salaries, Other Non-Regular	26,698,780	29,702,994	26,667,194	26,667,194	(10.22)
1400 Non-Instructional Salaries, Other Non-Regular	1,860,402	2,021,148	1,658,237	1,518,964	(24.85)
Subtotal	<u>71,978,705</u>	<u>75,809,153</u>	<u>75,311,085</u>	<u>75,171,812</u>	(0.84)
2000 Classified Salaries					
2100 Non-Instructional Salaries, Regular Full Time	30,799,310	30,694,711	33,724,897	34,901,184	13.70
2200 Instructional Aides, Regular Full Time	497,852	444,775	454,001	474,937	6.78
2300 Non-Instructional Salaries, Other	1,258,594	1,313,477	1,346,790	1,356,394	3.27
2400 Instructional Aides, Other	1,533,516	1,608,726	1,865,104	1,856,711	15.41
Subtotal	<u>34,089,272</u>	<u>34,061,689</u>	<u>37,390,792</u>	<u>38,589,226</u>	13.29
3000 Employee Benefits					
3100 State Teachers' Retirement System Fund	10,943,927	11,947,204	13,685,970	13,659,369	14.33
3200 Public Employees' Retirement System Fund	7,022,014	7,915,539	9,796,765	10,092,732	27.51
3300 Old Age, Survivors, Disability, and Health Ins.	3,841,630	3,920,130	4,119,269	4,209,443	7.38
3400 Health and Welfare Benefits	25,690,768	26,887,316	27,046,397	27,320,297	1.61
3500 State Unemployment Insurance	74,669	78,198	823,696	829,124	960.29
3600 Workers' Compensation Insurance	1,667,465	1,725,716	1,706,870	1,723,164	(0.15)
3900 Other Benefits	2,446,261	3,047,721	3,243,490	3,270,535	7.31
Subtotal	<u>51,686,734</u>	<u>55,521,824</u>	<u>60,422,457</u>	<u>61,104,664</u>	10.06
<b>TOTAL SALARIES/BENEFITS</b>	<b>157,754,711</b>	<b>165,392,666</b>	<b>173,124,334</b>	<b>174,865,702</b>	<b>5.73</b>
<b>Salaries/Benefits Cost % of Total Expenditures</b>	<b>90.38%</b>	<b>91.04%</b>	<b>89.41%</b>	<b>89.05%</b>	

**Rancho Santiago Community College District**  
**Adopted Budget**  
**2022-23**

**Unrestricted General Fund Expenditure Budget - Fund 11**

<b>Expenditures by Object</b>	<b>2020-21 Actual Expenses</b>	<b>2021-22 Actual Expenses</b>	<b>2022-23 Tentative Budget</b>	<b>2022-23 Adopted Budget</b>	<b>% change 22/23 Adopt/ 21/22 Actual</b>
4000 Books and Supplies					
4100 Textbooks	0	0	0	0	-
4200 Other Books	593	1,237	1,268	3,268	164.19
4300 Instructional Supplies	6,553	5,172	8,322	5,922	14.50
4400 Media Supplies	0	0	0	0	-
4500 Maintenance Supplies	58,278	91,261	111,928	115,028	26.04
4600 Non-Instructional Supplies	267,446	566,194	580,988	578,188	2.12
4700 Food Supplies	2,990	9,970	11,806	20,806	108.69
Subtotal	335,860	673,834	714,312	723,212	7.33
5000 Services and Other Operating Expenses					
5100 Personal & Consultant Svcs	1,159,149	1,687,195	2,116,891	2,072,210	22.82
5200 Travel & Conference Expenses	10,946	72,415	210,026	210,536	190.74
5300 Dues & Memberships	115,115	119,733	124,728	124,213	3.74
5400 Insurance	1,970,090	1,970,000	1,970,090	1,970,090	0.00
5500 Utilities & Housekeeping Svcs	3,099,537	3,180,151	3,155,650	3,158,038	(0.70)
5600 Rents, Leases & Repairs	3,527,110	3,520,422	4,181,038	4,092,224	16.24
5700 Legal, Election & Audit Exp	658,213	687,608	1,089,366	1,074,866	56.32
5800 Other Operating Exp & Services	3,591,876	1,523,052	5,338,431	5,345,305	250.96
5900 Other (Transp., Postage, Reproduction, Special Proj., etc.)	734,049	841,909	1,231,044	2,356,971	179.96
Subtotal	14,866,085	13,602,485	19,417,264	20,404,453	50.01
6000 Sites, Buildings, Books, and Equipment					
6100 Sites & Site Improvements	0	0	0	0	-
6200 Buildings	1,333,594	1,859,711	0	0	(100.00)
6300 Library Books	964	949	1,070	1,070	12.75
6400 Equipment	247,928	148,709	377,421	379,421	155.14
Subtotal	1,582,486	2,009,369	378,491	380,491	(81.06)
Subtotal, Expenditures (1000 - 6000)	174,539,142	181,678,354	193,634,401	196,373,858	8.09

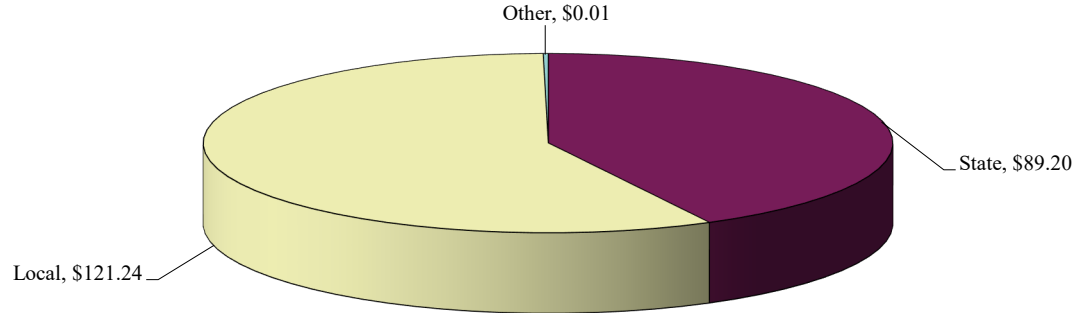
**Rancho Santiago Community College District**  
**Adopted Budget**  
**2022-23**

**Unrestricted General Fund Expenditure Budget - Fund 11**

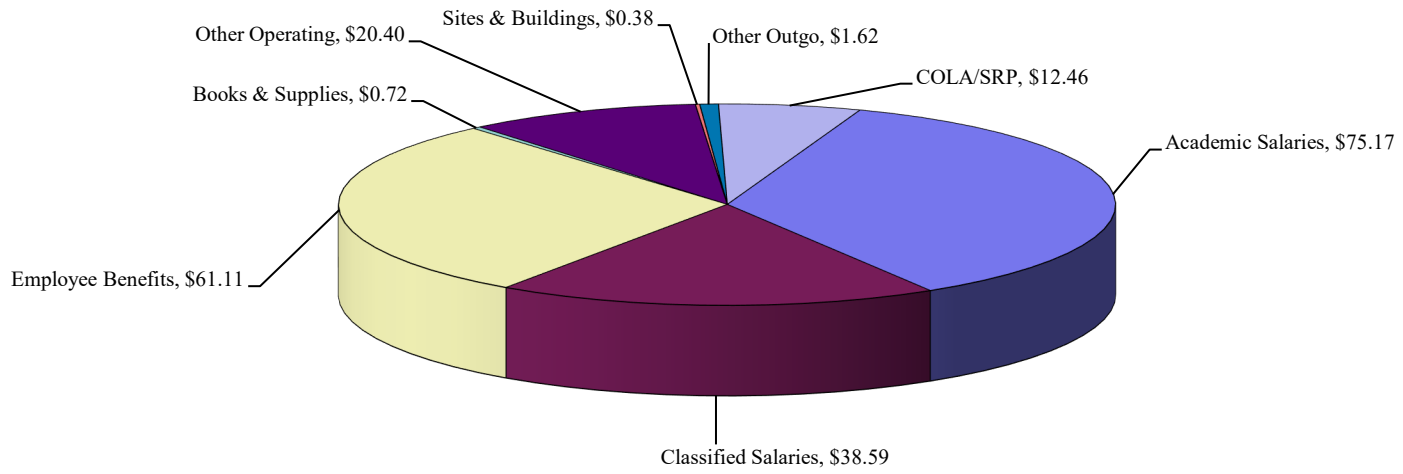
<u>Expenditures by Object</u>	2020-21 Actual Expenses	2021-22 Actual Expenses	2022-23 Tentative Budget	2022-23 Adopted Budget	% change 22/23 Adopt/ 21/22 Actual
7000 Other Outgo					
7200 Intrafund Transfers Out	(5,911)	(19,565)	0	0	(100.00)
7300 Interfund Transfers Out	4,000,000	2,611,416	1,500,000	1,500,000	(42.56)
7600 Other Student Aid	0	50,646	120,000	120,000	136.94
Subtotal	<u>3,994,089</u>	<u>2,642,497</u>	<u>1,620,000</u>	<u>1,620,000</u>	(38.69)
Subtotal, Expenditures (1000 - 7000)	<u>178,533,231</u>	<u>184,320,851</u>	<u>195,254,401</u>	<u>197,993,858</u>	7.42
7900 Reserve for Contingencies					
7910 Estimated COLA	0	0	8,079,036	8,079,036	-
7910 SRP Savings Holding Account (exc SRP exp)	0	0	7,810,314	6,767,468	-
7950 Budget Stabilization	0	0	0	0	-
Total Designated	<u>0</u>	<u>0</u>	<u>15,889,350</u>	<u>14,846,504</u>	-
7910 Unrestricted Contingency	<u>14,430,903</u>	<u>20,838,539</u>	<u>(2,914,302)</u>	<u>(2,388,864)</u>	(100.00)
Subtotal Expenditures (7900)	<u>14,430,903</u>	<u>20,838,539</u>	<u>12,975,048</u>	<u>12,457,640</u>	(40.22)
Total Expenditures, Other Outgo and Ending Fund Balance	<u>\$192,964,134</u>	<u>\$205,159,390</u>	<u>\$208,229,449</u>	<u>\$210,451,498</u>	2.58

**Rancho Santiago Community College District**  
*Adopted Budget 2022-23*  
**General Fund - Unrestricted - Fund 11**

**Revenue in Millions**



**Expenditures in Millions**



**Rancho Santiago Community College District**  
**Adopted Budget**  
**2022-23**

**Unrestricted - One-Time - General Fund Revenue Budget - Fund 13**

<u>Revenues by Source</u>	2020-21 Actual Revenue	2021-22 Actual Revenue	2022-23 Tentative Budget	2022-23 Adopted Budget	% change 22/23 Adopt/ 21/22 Actual
8100 Federal Revenues					
Total Federal Revenues	\$0	\$0	\$0	\$0	-
8600 State Revenues					
8611 Apprenticeship Allowance	0	0	0	0	-
8682 State Mandated Costs	0	0	0	0	-
8699 Other Misc State Revenue-STRS on behalf entry	6,337,820	7,046,789	7,584,025	7,584,025	7.62
Total State Revenues	<u>6,337,820</u>	<u>7,046,789</u>	<u>7,584,025</u>	<u>7,584,025</u>	7.62
8800 Local Revenues					
8850 Rents and Leases	396	85,632	25,000	25,000	(70.81)
8890 Other Local Revenues (Student Transcript/Representation/ Discounts/Fines/Instr. Mat./Health Serv. Use Fees, etc.)	173,550	1,013,335	127,228	349,596	(65.50)
8891 Other Local Rev - Special Proj	0	0	0	0	-
Total Local Revenues	<u>173,946</u>	<u>1,098,967</u>	<u>152,228</u>	<u>374,596</u>	(65.91)
8900 Other Financing Sources					
8910 Proceeds-Sale of Equip & Suppl	0	0	0	0	-
8981/8983 Interfund Transfer In/Intrafund Transfer In	51,803	34,344	0	0	(100.00)
Total Other Sources	<u>51,803</u>	<u>34,344</u>	<u>0</u>	<u>0</u>	(100.00)
Total Revenues	<u>6,563,569</u>	<u>8,180,100</u>	<u>7,736,253</u>	<u>7,958,621</u>	(2.71)
Net Beginning Balance	38,043,630	46,370,068	49,770,999	59,415,834	28.13
Adjustments to Beginning Balance	0	0	0	0	-
Adjusted Beginning Fund Balance	<u>38,043,630</u>	<u>46,370,068</u>	<u>49,770,999</u>	<u>59,415,834</u>	28.13
Total Revenues, Other Financing Sources and Beginning Fund Balance	<u>\$44,607,199</u>	<u>\$54,550,168</u>	<u>\$57,507,252</u>	<u>\$67,374,455</u>	23.51

**Rancho Santiago Community College District**  
**Adopted Budget**  
**2022-23**

**Unrestricted - One-Time - General Fund Expenditure Budget - Fund 13**

<u>Expenditures by Object</u>	2020-21 Actual Expenses	2021-22 Actual Expenses	2022-23 Tentative Budget	2022-23 Adopted Budget	% change 22/23 Adopt/ 21/22 Actual
1000 Academic Salaries					
1100 Instructional Salaries, Regular Contract	\$0	\$0	\$0	\$0	-
1200 Non-Instructional Salaries, Regular Contract	305,271	134,472	99,069	99,069	(26.33)
1300 Instructional Salaries, Other Non-Regular	0	0	330,000	750,000	-
1400 Non-Instructional Salaries, Other Non-Regular	376,633	576,678	46,750	392,588	(31.92)
Subtotal	<u>681,904</u>	<u>711,150</u>	<u>475,819</u>	<u>1,241,657</u>	74.60
2000 Classified Salaries					
2100 Non-Instructional Salaries, Regular Full Time	82,414	60,895	58,841	168,071	176.00
2200 Instructional Aides, Regular Full Time	0	0	0	0	-
2300 Non-Instructional Salaries, Other	199,751	353,848	42,071	197,071	(44.31)
2400 Instructional Aides, Other	0	26,977	0	0	(100.00)
Subtotal	<u>282,165</u>	<u>441,720</u>	<u>100,912</u>	<u>365,142</u>	(17.34)
3000 Employee Benefits					
3100 State Teachers' Retirement System Fund	6,432,959	7,150,564	7,668,705	7,816,890	9.32
3200 Public Employees' Retirement System Fund	29,452	42,594	25,757	60,030	40.94
3300 Old Age, Survivors, Disability, and Health Ins.	29,985	35,583	14,267	38,879	9.26
3400 Health and Welfare Benefits	78,982	77,140	79,786	126,138	63.52
3500 State Unemployment Insurance	553	440	1,082	6,056	1,276.36
3600 Workers' Compensation Insurance	14,932	17,330	8,358	24,032	38.67
3900 Other Benefits	4,202	2,425	1,815	6,635	173.61
Subtotal	<u>6,591,065</u>	<u>7,326,076</u>	<u>7,799,770</u>	<u>8,078,660</u>	10.27
<b>TOTAL SALARIES/BENEFITS</b>	<b>7,555,134</b>	<b>8,478,946</b>	<b>8,376,501</b>	<b>9,685,459</b>	<b>14.23</b>

**Rancho Santiago Community College District**  
**Adopted Budget**  
**2022-23**

**Unrestricted - One-Time - General Fund Expenditure Budget - Fund 13**

<b>Expenditures by Object</b>	<b>2020-21 Actual Expenses</b>	<b>2021-22 Actual Expenses</b>	<b>2022-23 Tentative Budget</b>	<b>2022-23 Adopted Budget</b>	<b>% change 22/23 Adopt/ 21/22 Actual</b>
4000 Books and Supplies					
4100 Textbooks	0	0	0	0	-
4200 Other Books	3,726	9,378	4,800	4,800	(48.82)
4300 Instructional Supplies	29,350	226,121	6,960	26,960	(88.08)
4400 Media Supplies	0	0	0	0	-
4500 Maintenance Supplies	63,475	69,870	110,759	110,759	58.52
4600 Non-Instructional Supplies	196,745	205,733	361,209	398,009	93.46
4700 Food Supplies	0	2,065	3,000	15,810	665.62
Subtotal	293,296	513,167	486,728	556,338	8.41
5000 Services and Other Operating Expenses					
5100 Personal & Consultant Svcs	781,603	904,557	2,081,823	2,349,415	159.73
5200 Travel & Conference Expenses	13,260	98,337	84,329	113,529	15.45
5300 Dues & Memberships	34,023	55,874	62,140	71,525	28.01
5400 Insurance	0	0	0	0	-
5500 Utilities & Housekeeping Svcs	112,857	875,580	440,600	695,600	(20.56)
5600 Rents, Leases & Repairs	640,904	654,800	915,978	923,238	41.00
5700 Legal, Election & Audit Exp	172,926	357,996	216,000	216,000	(39.66)
5800 Other Operating Exp & Services	475,833	1,685,829	1,657,354	2,176,479	29.10
5900 Other (Transp., Postage, Reproduction, Special Proj., etc.)	110,219	64,381	2,921,145	3,806,410	5,812.32
Subtotal	2,341,625	4,697,354	8,379,369	10,352,196	120.38
6000 Sites, Buildings, Books, and Equipment					
6100 Sites & Site Improvements	0	0	0	0	-
6200 Buildings	0	4,917	0	750	(84.75)
6300 Library Books	0	0	0	0	-
6400 Equipment	224,090	227,389	67,222	129,450	(43.07)
Subtotal	224,090	232,306	67,222	130,200	(43.95)
Subtotal, Expenditures (1000 - 6000)	10,414,145	13,921,773	17,309,820	20,724,193	48.86

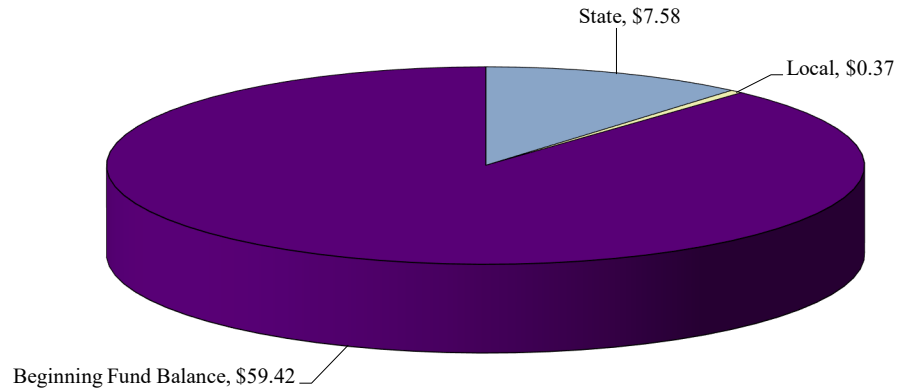
**Rancho Santiago Community College District**  
**Adopted Budget**  
**2022-23**

<b>Unrestricted - One-Time - General Fund Expenditure Budget - Fund 13</b>					
<b>Expenditures by Object</b>	<b>2020-21 Actual Expenses</b>	<b>2021-22 Actual Expenses</b>	<b>2022-23 Tentative Budget</b>	<b>2022-23 Adopted Budget</b>	<b>% change 22/23 Adopt/ 21/22 Actual</b>
7000 Other Outgo					
7200 Intrafund Transfers Out	0	0	0	0	-
7300 Interfund Transfers Out	2,242,900	2,050,000	2,000,000	2,000,000	(2.44)
7600 Other Student Aid	10,989	1,100	0	0	(100.00)
Subtotal	<u>2,253,889</u>	<u>2,051,100</u>	<u>2,000,000</u>	<u>2,000,000</u>	(2.49)
Subtotal, Expenditures (1000 - 7000)	<u>12,668,034</u>	<u>15,972,873</u>	<u>19,309,820</u>	<u>22,724,193</u>	42.27
7900 Reserve for Contingencies					
7930 Board Policy Contingency (12.5%)	0	0	26,820,528	26,825,849	-
7940 Revolving Cash Accounts	0	0	100,000	100,000	-
7940 Employee Vacation Payout	0	0	50,000	50,000	-
7950 Budget Stabilization	0	0	1,540,583	2,915,584	-
Total Designated	<u>0</u>	<u>0</u>	<u>28,511,111</u>	<u>29,891,433</u>	-
7910 Unrestricted Contingency					
SAC	0	0	103,307	103,307	-
SCC	0	0	0	0	-
DS	0	0	0	0	-
7910 SRP-savings	0	0	9,583,014	14,655,522	-
7910 Unrestricted Contingency	31,939,165	38,577,295	0	0	(100.00)
Subtotal Expenditures (7900)	<u>31,939,165</u>	<u>38,577,295</u>	<u>38,197,432</u>	<u>44,650,262</u>	15.74
Total Expenditures, Other Outgo and Ending Fund Balance	<u>\$44,607,199</u>	<u>\$54,550,168</u>	<u>\$57,507,252</u>	<u>\$67,374,455</u>	23.51

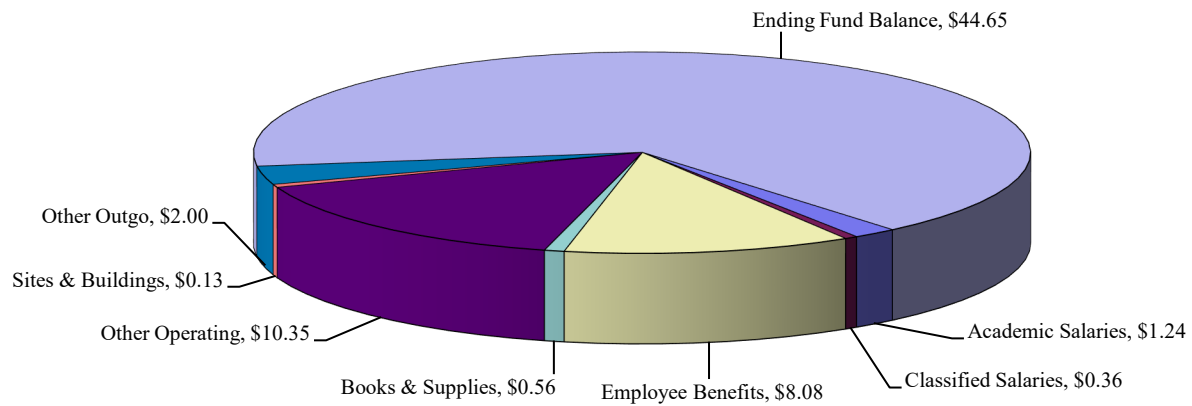


**Rancho Santiago Community College District**  
*Adopted Budget 2022-23*  
**Unrestricted - One-Time - General Fund - Fund 13**

**Revenue in Millions**



**Expenditures in Millions**



**Rancho Santiago Community College District**  
**Adopted Budget**  
**2022-23**

<b>General Fund Revenue Budget - Combined - Unrestricted - Fund 11, 13</b>						
<b>Revenues by Source</b>	<b>2021-22 Adopted Budget</b>	<b>2021-22 Allocated Budget</b>	<b>2021-22 Actual Revenue</b>	<b>% change 21/22 Actual/ 21/22 Budget</b>	<b>2022-23 Adopted Budget</b>	<b>% change 22/23 Adopt/ 21/22 Actual</b>
8100 Federal Revenues						
8110 Forest Reserve	\$0	\$0	\$9,009	-	\$0	(100.00)
Total Federal Revenues	<u>0</u>	<u>0</u>	<u>9,009</u>	-	<u>0</u>	(100.00)
8600 State Revenues						
8611 Apprenticeship Allowance	3,951,786	3,951,786	3,835,723	(2.94)	5,227,354	36.28
8612 State General Apportionment	32,404,149	32,404,149	18,311,686	(43.49)	27,486,797	50.11
8612 State General Apportionment-estimated COLA	8,864,293	8,864,293	8,864,293	-	12,050,879	35.95
8612 State General Apportionment-Deficit	(3,674,048)	(3,674,048)	0	(100.00)	(3,931,390)	-
8612-8630 State General Apportionment-Prior year adjustment	0	0	2,658,997	-	0	(100.00)
8619 State General Apportionments-Full-Time Faculty Alloc	1,304,941	1,304,941	3,325,444	154.83	2,367,141	(28.82)
8619 Other General Apportionments-Enroll Fee Admin-2%	275,040	275,040	275,040	-	232,423	(15.49)
8619 Other General Apportionments-Part-Time Fac Comp	607,563	607,563	580,995	(4.37)	568,828	(2.09)
8630 Education Protection Account	36,656,734	36,656,734	53,830,227	46.85	38,980,355	(27.59)
8672/8673 Homeowners' Property Tax Relief/Timber Yield Tax	278,767	278,767	257,769	(7.53)	298,303	15.72
8681 State Lottery Proceeds	4,143,784	4,143,784	4,015,645	(3.09)	4,284,722	6.70
8682 State Mandated Costs	779,692	779,692	847,080	8.64	825,239	(2.58)
8699 Other Misc State Revenue	7,584,025	7,584,025	7,046,789	(7.08)	7,584,025	7.62
Total State Revenues	<u>93,176,726</u>	<u>93,176,726</u>	<u>103,849,688</u>	11.45	<u>96,790,880</u>	(6.80)
8800 Local Revenues						
8811 Tax Allocation, Secured Roll	58,154,978	58,154,978	56,266,309	(3.25)	65,114,154	15.72
8812 Tax Allocation, Supplement Roll	1,177,404	1,177,404	1,305,939	10.92	1,511,297	15.72
8813 Tax Allocation, Unsecured Roll	1,708,359	1,708,359	1,729,240	1.22	2,001,162	15.72
8816 Prior Years' Taxes	412,445	412,445	453,706	10.00	525,051	15.72
8817 Education Revenue Augmentation Fund (ERAF)	27,062,121	27,062,121	25,219,979	(6.81)	29,185,806	15.72
8818 RDA Funds - Pass Thru AB	613,978	613,978	675,355	10.00	781,554	15.72
8819 RDA Funds - Residuals	8,067,883	8,067,883	8,460,116	4.86	9,790,465	15.72
8850 Rents and Leases	383,480	383,480	365,141	(4.78)	363,480	(0.45)
8860 Interest & Investment Income	1,000,000	1,000,000	902,271	(9.77)	900,000	(0.25)

**Rancho Santiago Community College District**  
**Adopted Budget**  
**2022-23**

<b>General Fund Revenue Budget - Combined - Unrestricted - Fund 11, 13</b>						
<b>Revenues by Source</b>	<b>2021-22 Adopted Budget</b>	<b>2021-22 Allocated Budget</b>	<b>2021-22 Actual Revenue</b>	<b>% change 21/22 Actual/ 21/22 Budget</b>	<b>2022-23 Adopted Budget</b>	<b>% change 22/23 Adopt/ 21/22 Actual</b>
8867 Gain(Loss)on Invest-Unrealized	0	0	(166,141)	-	0	(100.00)
8874 CCC Enrollment Fees	8,301,307	8,301,307	8,176,934	(1.50)	8,027,474	(1.83)
8875 Bachelor's Program Fee	40,000	40,000	47,712	19.28	40,000	(16.16)
8880 Nonresident Tuition	2,700,000	2,700,000	2,779,742	2.95	2,500,000	(10.06)
Other Local Revenues (Student Transcript/ Representation/Discounts/Fines/ Instr. Mat./Health Serv. Use Fees, etc.)	625,691	831,935	2,043,320	145.61	873,796	(57.24)
8891 Other Local Rev - Special Proj	0	0	0	-	0	-
Total Local Revenues	<u>110,247,646</u>	<u>110,453,890</u>	<u>108,259,623</u>	(1.99)	<u>121,614,239</u>	12.34
8900 Other Financing Sources						
8910 Proceeds-Sale of Equip & Suppl	5,000	5,000	31,243	524.86	5,000	(84.00)
8981/8983 Interfund Transfer In/Intrafund Transfer In	2,361,566	2,361,566	1,189,927	(49.61)	0	(100.00)
Total Other Sources	<u>2,366,566</u>	<u>2,366,566</u>	<u>1,221,170</u>	(48.40)	<u>5,000</u>	(99.59)
Total Revenues	<u>205,790,938</u>	<u>205,997,182</u>	<u>213,339,490</u>	3.56	<u>218,410,119</u>	2.38
Net Beginning Balance	46,370,068	46,370,068	46,370,068	-	59,415,834	28.13
Adjustments to Beginning Balance	0	0	0	-	0	-
Adjusted Beginning Fund Balance	<u>46,370,068</u>	<u>46,370,068</u>	<u>46,370,068</u>	-	<u>59,415,834</u>	28.13
Total Revenues, Other Financing Sources and Beginning Fund Balance	<u>\$252,161,006</u>	<u>\$252,367,250</u>	<u>\$259,709,558</u>	2.91	<u>\$277,825,953</u>	6.98

**Rancho Santiago Community College District**  
**Adopted Budget**  
**2022-23**

**General Fund Expenditure Budget - Combined - Unrestricted - Fund 11, 13**

<u>Expenditures by Object</u>	<b>2021-22 Adopted Budget</b>	<b>2021-22 Allocated Budget</b>	<b>2021-22 Actual Expenses</b>	<b>% change 21/22 Actual/ 21/22 Budget</b>	<b>2022-23 Adopted Budget</b>	<b>% change 22/23 Adopt/ 21/22 Actual</b>
1000 Academic Salaries						
1100 Instructional Salaries, Regular Contract	\$34,558,062	\$30,647,615	\$29,849,203	(2.61)	\$31,844,525	6.68
1200 Non-Instructional Salaries, Regular Contract	15,620,668	13,794,976	14,370,280	4.17	15,240,198	6.05
1300 Instructional Salaries, Other Non-Regular	27,331,982	30,223,827	29,702,994	(1.72)	27,417,194	(7.70)
1400 Non-Instructional Salaries, Other Non-Regular	2,049,704	2,581,181	2,597,826	0.64	1,911,552	(26.42)
Subtotal	<u>79,560,416</u>	<u>77,247,599</u>	<u>76,520,303</u>	(0.94)	<u>76,413,469</u>	(0.14)
2000 Classified Salaries						
2100 Non-Instructional Salaries, Regular Full Time	35,557,772	30,691,429	30,755,606	0.21	35,069,255	14.03
2200 Instructional Aides, Regular Full Time	596,439	501,554	444,775	(11.32)	474,937	6.78
2300 Non-Instructional Salaries, Other	1,587,915	1,686,282	1,667,325	(1.12)	1,553,465	(6.83)
2400 Instructional Aides, Other	1,861,674	1,720,904	1,635,703	(4.95)	1,856,711	13.51
Subtotal	<u>39,603,800</u>	<u>34,600,169</u>	<u>34,503,409</u>	(0.28)	<u>38,954,368</u>	12.90
3000 Employee Benefits						
3100 State Teachers' Retirement System Fund	20,416,949	19,744,952	19,097,768	(3.28)	21,476,259	12.45
3200 Public Employees' Retirement System Fund	9,275,727	8,034,714	7,958,133	(0.95)	10,152,762	27.58
3300 Old Age, Survivors, Disability, and Health Ins.	4,324,818	3,947,496	3,955,713	0.21	4,248,322	7.40
3400 Health and Welfare Benefits	28,965,996	26,777,307	26,964,456	0.70	27,446,435	1.79
3500 State Unemployment Insurance	316,284	319,417	78,638	(75.38)	835,180	962.06
3600 Workers' Compensation Insurance	1,806,245	1,691,682	1,743,046	3.04	1,747,196	0.24
3900 Other Benefits	1,452,998	3,100,409	3,050,146	(1.62)	3,277,170	7.44
Subtotal	<u>66,559,017</u>	<u>63,615,977</u>	<u>62,847,900</u>	(1.21)	<u>69,183,324</u>	10.08
<b>TOTAL SALARIES/BENEFITS</b>	<b>185,723,233</b>	<b>175,463,745</b>	<b>173,871,612</b>	<b>(2.43)</b>	<b>184,551,161</b>	<b>6.14</b>
<b>Salaries/Benefits Cost % of Total Expenditures</b>	<b>86%</b>	<b>85%</b>	<b>89%</b>		<b>85%</b>	

**Rancho Santiago Community College District**  
**Adopted Budget**  
**2022-23**

**General Fund Expenditure Budget - Combined - Unrestricted - Fund 11, 13**

<u>Expenditures by Object</u>	<b>2021-22 Adopted Budget</b>	<b>2021-22 Allocated Budget</b>	<b>2021-22 Actual Expenses</b>	<b>% change 21/22 Actual/ 21/22 Budget</b>	<b>2022-23 Adopted Budget</b>	<b>% change 22/23 Adopt/ 21/22 Actual</b>
4000 Books and Supplies						
4100 Textbooks	0	0	0	-	0	-
4200 Other Books	1,268	14,857	10,615	(28.55)	8,068	(23.99)
4300 Instructional Supplies	15,282	308,965	231,293	(25.14)	32,882	(85.78)
4400 Media Supplies	0	0	0	-	0	-
4500 Maintenance Supplies	246,489	243,679	161,131	(33.88)	225,787	40.13
4600 Non-Instructional Supplies	914,777	1,173,315	771,927	(34.21)	976,197	26.46
4700 Food Supplies	11,806	17,676	12,035	(31.91)	36,616	204.25
Subtotal	<u>1,189,622</u>	<u>1,758,492</u>	<u>1,187,001</u>	(32.50)	<u>1,279,550</u>	7.80
5000 Services and Other Operating Expenses						
5100 Personal & Consultant Svcs	4,102,481	3,892,262	2,591,752	(33.41)	4,421,625	70.60
5200 Travel & Conference Expenses	270,178	304,629	170,752	(43.95)	324,065	89.79
5300 Dues & Memberships	193,348	208,876	175,607	(15.93)	195,738	11.46
5400 Insurance	1,970,090	1,970,000	1,970,000	-	1,970,090	0.00
5500 Utilities & Housekeeping Svcs	3,345,647	4,282,771	4,055,731	(5.30)	3,853,638	(4.98)
5600 Rents, Leases & Repairs	4,985,198	4,780,742	4,175,222	(12.67)	5,015,462	20.12
5700 Legal, Election & Audit Exp	1,172,804	1,418,486	1,045,604	(26.29)	1,290,866	23.46
5800 Other Operating Exp & Services	7,515,344	6,912,112	3,208,881	(53.58)	7,521,784	134.41
5900 Other (Transp., Postage, Reprod., Spec. Proj., etc.)	5,378,565	1,816,898	906,290	(50.12)	6,163,381	580.07
Subtotal	<u>28,933,655</u>	<u>25,586,776</u>	<u>18,299,839</u>	(28.48)	<u>30,756,649</u>	68.07
6000 Sites, Buildings, Books, and Equipment						
6100 Sites & Site Improvements	0	0	0	-	0	-
6200 Buildings	8,239	1,858,555	1,864,628	0.33	750	(99.96)
6300 Library Books	1,070	1,621	949	(41.46)	1,070	12.75
6400 Equipment	410,012	594,168	376,098	(36.70)	508,871	35.30
Subtotal	<u>419,321</u>	<u>2,454,344</u>	<u>2,241,675</u>	(8.67)	<u>510,691</u>	(77.22)
Subtotal, Expenditures (1000 - 6000)	<u>216,265,831</u>	<u>205,263,357</u>	<u>195,600,127</u>	(4.71)	<u>217,098,051</u>	10.99

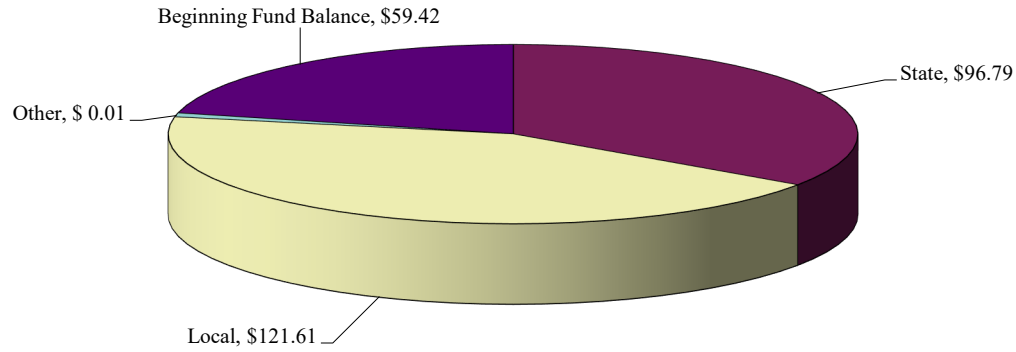
**Rancho Santiago Community College District**  
**Adopted Budget**  
**2022-23**

**General Fund Expenditure Budget - Combined - Unrestricted - Fund 11, 13**

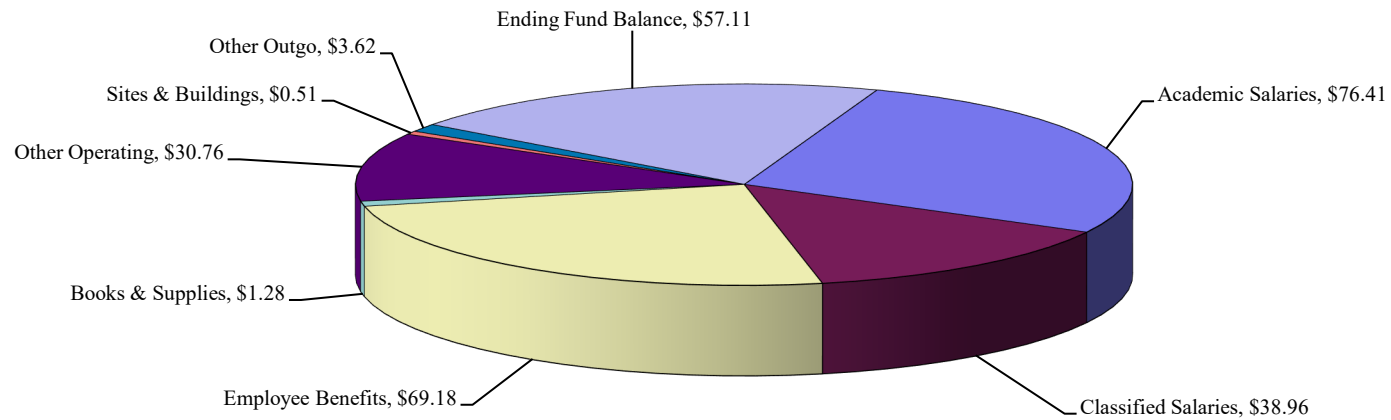
<u>Expenditures by Object</u>	<b>2021-22 Adopted Budget</b>	<b>2021-22 Allocated Budget</b>	<b>2021-22 Actual Expenses</b>	<b>% change 21/22 Actual/ 21/22 Budget</b>	<b>2022-23 Adopted Budget</b>	<b>% change 22/23 Adopt/ 21/22 Actual</b>
7000 Other Outgo						
7200 Intrafund Transfers Out	0	0	(19,565)	-	0	(100.00)
7300 Interfund Transfers Out	3,500,000	4,661,416	4,661,416	-	3,500,000	(24.92)
7600 Other Student Aid	120,000	51,747	51,746	(0.00)	120,000	131.90
Subtotal	<u>3,620,000</u>	<u>4,713,163</u>	<u>4,693,597</u>	(0.42)	<u>3,620,000</u>	(22.87)
Subtotal, Expenditures (1000 - 7000)	<u>219,885,831</u>	<u>209,976,520</u>	<u>200,293,724</u>	(4.61)	<u>220,718,051</u>	10.20
7900 Reserve for Contingencies						
7910 Estimated COLA	0	0	0	-	8,079,036	-
7930 Board Policy Contingency (12.5%)	26,537,726	26,537,726	0	(100.00)	26,825,849	-
7940 Revolving Cash Accounts	100,000	100,000	0	(100.00)	100,000	-
7940 Employee Emergency Vacation Payout	50,000	50,000	0	(100.00)	50,000	-
7950 Budget Stabilization	1,970,583	1,540,583	0	(100.00)	2,915,584	-
Total Designated	<u>28,658,309</u>	<u>28,228,309</u>	<u>0</u>	(100.00)	<u>37,970,469</u>	-
7910 Unrestricted Contingency						
SAC	183,000	0	0	-	103,307	-
SCC	0	0	0	-	0	-
DS	0	0	0	-	0	-
7910 Unrestricted Contingency	0	14,162,421	59,415,834	319.53	0	(67.96)
7910 SRP Savings	3,433,866	0	0	-	19,034,126	-
Subtotal Expenditures (7900)	<u>32,275,175</u>	<u>42,390,730</u>	<u>59,415,834</u>	40.16	<u>57,107,902</u>	(3.88)
Total Expenditures, Other Outgo and Ending Fund Balance	<u>\$252,161,006</u>	<u>\$252,367,250</u>	<u>\$259,709,558</u>	2.91	<u>\$277,825,953</u>	6.98

**Rancho Santiago Community College District**  
*Adopted Budget 2022-23*  
**General Fund - Combined - Unrestricted - Fund 11, 13**

**Revenue in Millions**



**Expenditures in Millions**



**Rancho Santiago Community College District**  
**Adopted Budget**  
**2022-23**

<b>Restricted General Fund Revenue Budget - Fund 12</b>						
<b><u>Revenues by Source</u></b>		<b>2020-21</b>	<b>2021-22</b>	<b>2022-23</b>	<b>2022-23</b>	<b>% change</b>
		<b>Actual</b>	<b>Actual</b>	<b>Tentative</b>	<b>Adopted</b>	<b>22/23 Adopt/</b>
		<b>Revenue</b>	<b>Revenue</b>	<b>Budget</b>	<b>Budget</b>	<b>21/22 Actual</b>
8100	Federal Revenues					
8120	Higher Education Act	\$2,375,782	\$2,657,564	\$4,602,303	\$2,144,220	(19.32)
8140	Temporary Assistance for Needy Families (TANF)	75,074	81,781	81,838	81,838	0.07
8150	Student Financial Aid	27,756	17,804	242,770	258,374	1,351.21
8170	Vocational Technical Education Act (VTEA)	1,415,973	1,162,992	2,105,940	1,973,412	69.68
8199	Other Federal Revenues (ABE, CAMP, SBA, Gear Up, NSF)	16,312,196	21,934,243	33,908,947	19,002,345	(13.37)
	Total Federal Revenues	<u>20,206,781</u>	<u>25,854,384</u>	<u>40,941,798</u>	<u>23,460,189</u>	(9.26)
8600	State Revenues					
8622	Extended Opportunity Programs & Services (EOPS)	2,017,009	1,763,364	2,457,982	2,434,599	38.07
8623	Disabled Students Programs & Services (DSPS)	1,756,926	1,798,818	1,875,464	1,852,365	2.98
8625	CalWORKS	572,410	567,494	668,338	735,851	29.67
8626	Telecomm./Technology Infrastructure Prog. (TTIP)	1,075	0	2,599	2,599	-
8629	Other Gen Categorical Apport-BSI	564,802	757,182	529,314	790,297	4.37
8629	Other Gen Categorical Apport-CARE	121,431	51,011	174,139	242,216	374.83
8629	Other Gen Categorical Apport-Adult Ed Block/CTE SWP	83,867,490	31,787,207	57,724,673	39,632,832	24.68
8629	Other Gen Categorical Apport-Equal Employment Opportunity	22,302	14,009	117,329	311,654	2,124.67
8629	Other Gen Categorical Apport-Guided Pathways	427,595	525,963	948,437	422,473	(19.68)
8629	Other Gen Categorical Apport-Instructional Equipment	0	1,125,978	1,125,978	1,125,978	-
8629	Other Gen Categorical Apport-Matriculation-Credit	3,954,306	4,112,100	5,347,910	5,973,234	45.26
8629	Other Gen Categorical Apport-Matriculation-Non-Credit	1,696,152	1,638,101	1,588,360	1,602,224	(2.19)
8629	Other Gen Categorical Apport-SEAP	4,961,005	3,815,662	4,464,055	5,271,947	38.17
8629	Other Gen Categorical Apport-Student Equity	1,996,724	2,039,826	2,871,196	2,961,820	45.20
8629	Other Gen Categorical Apport-Student Financial Aid Admin	1,037,558	862,034	1,074,911	1,265,594	46.81
8629	Other Gen Categorical Apport-Other	1,844,588	2,004,705	5,897,666	6,086,385	203.61
8659	Other Reimb Categorical Allow-Career Tech/Econ Dev	15,125,757	1,339,669	5,987,421	5,882,532	339.10
8659	Other Reimb Categorical Allow-Other	189,223	96,818	178,996	585,213	504.45
8681	State Lottery Proceeds	2,023,357	1,932,762	1,675,770	1,688,685	(12.63)



**Rancho Santiago Community College District**  
**Adopted Budget**  
**2022-23**

**Restricted General Fund Revenue Budget - Fund 12**

<b>Revenues by Source</b>	<b>2020-21 Actual Revenue</b>	<b>2021-22 Actual Revenue</b>	<b>2022-23 Tentative Budget</b>	<b>2022-23 Adopted Budget</b>	<b>% change 22/23 Adopt/ 21/22 Actual</b>
8699 Other Misc State	1,068,040	1,985,956	1,214,512	1,287,588	(35.17)
Total State Revenues	<u>123,247,750</u>	<u>58,218,659</u>	<u>95,925,050</u>	<u>80,156,086</u>	37.68
8800 Local Revenues					
8820 Contrib, Gifts, Grants & Endowment	0	0	561	561	-
8831 Contract Instructional Service	44,133	54,589	35,632	35,632	(34.73)
8867 Gain (Loss) on Invest	184,388	(184,388)	0	0	(100.00)
8876 Health Services Fees	1,035,808	946,841	972,300	972,300	2.69
8882 Parking Fees & Bus Passes	43,714	306,401	1,405,631	1,405,631	358.76
8890 Other Local Revenues (Instr. Mat./Health Serv. Use Fees, etc.)	166,262	175,875	1,412,755	2,115,961	1,103.11
8891 Other Local Rev - Special Proj	489,098	302,928	388,362	461,130	52.22
Total Local Revenues	<u>1,963,403</u>	<u>1,602,246</u>	<u>4,215,241</u>	<u>4,991,215</u>	211.51
8900 Other Financing Sources					
8910 Proceeds-Sale of Equip & Suppl	0	0	0	0	-
8981/8983 Interfund Transfer In/Intrafund Transfer In	798,264	373,178	0	0	(100.00)
8999 Revenue - Clearing	0	0	0	0	-
Total Other Sources	<u>798,264</u>	<u>373,178</u>	<u>0</u>	<u>0</u>	(100.00)
Total Revenues	<u>146,216,198</u>	<u>86,048,467</u>	<u>141,082,089</u>	<u>108,607,490</u>	26.22
Net Beginning Balance	3,368,721	4,433,337	1,996,659	6,370,133	43.69
Adjustments to Beginning Balance	0	0	0	0	-
Adjusted Beginning Fund Balance	<u>3,368,721</u>	<u>4,433,337</u>	<u>1,996,659</u>	<u>6,370,133</u>	43.69
Total Revenues, Other Financing Sources and Beginning Fund Balance	<u>\$149,584,919</u>	<u>\$90,481,804</u>	<u>\$143,078,748</u>	<u>\$114,977,623</u>	27.07

**Rancho Santiago Community College District**  
**Adopted Budget**  
**2022-23**

**Restricted General Fund Expenditure Budget - Fund 12**

<u>Expenditures by Object</u>	2020-21 Actual Expenses	2021-22 Actual Expenses	2022-23 Tentative Budget	2022-23 Adopted Budget	% change 22/23 Adopt/ 21/22 Actual
1000 Academic Salaries					
1100 Instructional Salaries, Regular Contract	\$243,265	\$268,347	\$248,027	\$286,390	6.72
1200 Non-Instructional Salaries, Regular Contract	5,309,226	4,946,333	5,891,370	5,861,710	18.51
1300 Instructional Salaries, Other Non-Regular	208,191	1,564,334	352,771	380,534	(75.67)
1400 Non-Instructional Salaries, Other Non-Regular	4,566,732	5,958,891	4,085,267	4,405,450	(26.07)
Subtotal	<u>10,327,414</u>	<u>12,737,905</u>	<u>10,577,435</u>	<u>10,934,084</u>	(14.16)
2000 Classified Salaries					
2100 Non-Instructional Salaries, Regular Full Time	10,713,624	9,512,789	14,482,569	13,578,289	42.74
2200 Instructional Aides, Regular Full Time	77,199	67,733	85,607	83,107	22.70
2300 Non-Instructional Salaries, Other	3,362,688	5,326,343	4,678,309	4,159,398	(21.91)
2400 Instructional Aides, Other	1,028,485	1,183,121	774,246	763,159	(35.50)
Subtotal	<u>15,181,996</u>	<u>16,089,986</u>	<u>20,020,731</u>	<u>18,583,953</u>	15.50
3000 Employee Benefits					
3100 State Teachers' Retirement System Fund	2,165,246	2,341,754	2,901,880	2,970,096	26.83
3200 Public Employees' Retirement System Fund	2,826,224	2,915,559	4,538,120	4,282,596	46.89
3300 Old Age, Survivors, Disability, and Health Ins.	1,261,379	1,330,895	1,581,750	1,511,418	13.56
3400 Health and Welfare Benefits	3,917,824	3,962,761	5,393,968	5,078,472	28.15
3500 State Unemployment Insurance	13,196	660,675	99,290	99,373	(84.96)
3600 Workers' Compensation Insurance	384,911	432,122	462,076	444,391	2.84
3900 Other Benefits	298,594	252,708	383,897	366,134	44.88
Subtotal	<u>10,867,374</u>	<u>11,896,474</u>	<u>15,360,981</u>	<u>14,752,480</u>	24.01
<b>TOTAL SALARIES/BENEFITS</b>	<b>36,376,784</b>	<b>40,724,365</b>	<b>45,959,147</b>	<b>44,270,517</b>	<b>8.71</b>

**Rancho Santiago Community College District**  
**Adopted Budget**  
**2022-23**

**Restricted General Fund Expenditure Budget - Fund 12**

<b>Expenditures by Object</b>	<b>2020-21 Actual Expenses</b>	<b>2021-22 Actual Expenses</b>	<b>2022-23 Tentative Budget</b>	<b>2022-23 Adopted Budget</b>	<b>% change 22/23 Adopt/ 21/22 Actual</b>
4000 Books and Supplies					
4100 Textbooks	0	0	0	0	-
4200 Other Books	66,233	130,733	212,656	195,293	49.38
4300 Instructional Supplies	2,406,598	2,248,366	2,345,006	4,905,848	118.20
4400 Media Supplies	0	0	0	0	-
4500 Maintenance Supplies	9,594	13,622	17,950	17,950	31.77
4600 Non-Instructional Supplies	616,453	691,718	961,934	881,140	27.38
4700 Food Supplies	119,240	113,131	157,404	315,572	178.94
Subtotal	3,218,118	3,197,570	3,694,950	6,315,803	97.52
5000 Services and Other Operating Expenses					
5100 Personal & Consultant Svcs	88,512,148	23,103,033	52,558,180	33,152,255	43.50
5200 Travel & Conference Expenses	94,846	246,819	589,190	760,860	208.27
5300 Dues & Memberships	53,916	23,339	39,124	56,027	140.06
5400 Insurance	56,697	55,131	59,995	59,995	8.82
5500 Utilities & Housekeeping Svcs	66,771	69,894	125,131	190,010	171.85
5600 Rents, Leases & Repairs	493,406	299,599	244,235	218,018	(27.23)
5700 Legal, Election & Audit Exp	0	0	0	0	-
5800 Other Operating Exp & Services	2,133,089	3,505,819	7,944,772	3,906,002	11.41
5900 Other (Transp., Postage, Reproduction, Special Proj., etc.)	923,054	1,786,658	23,200,295	15,593,387	772.77
Subtotal	92,333,927	29,090,292	84,760,922	53,936,554	85.41
6000 Sites, Buildings, Books, and Equipment					
6100 Sites & Site Improvements	12,531	7,700	25,000	9,500	23.38
6200 Buildings	181,949	257,384	273,394	1,081,705	320.27
6300 Library Books	246,727	268,430	263,324	350,047	30.41
6400 Equipment	3,048,673	4,049,859	3,309,639	2,854,044	(29.53)
6900 Project Contingencies	0	0	0	54,500	-
Subtotal	3,489,880	4,583,373	3,871,357	4,349,796	(5.10)
Subtotal, Expenditures (1000 - 6000)	135,418,709	77,595,600	138,286,376	108,872,670	40.31

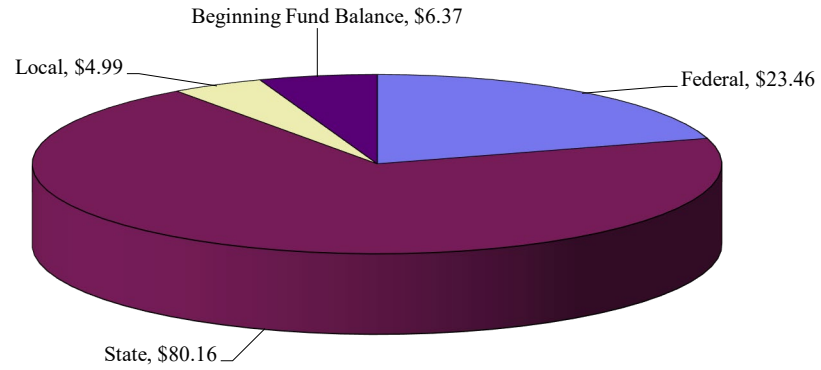
**Rancho Santiago Community College District**  
**Adopted Budget**  
**2022-23**

**Restricted General Fund Expenditure Budget - Fund 12**

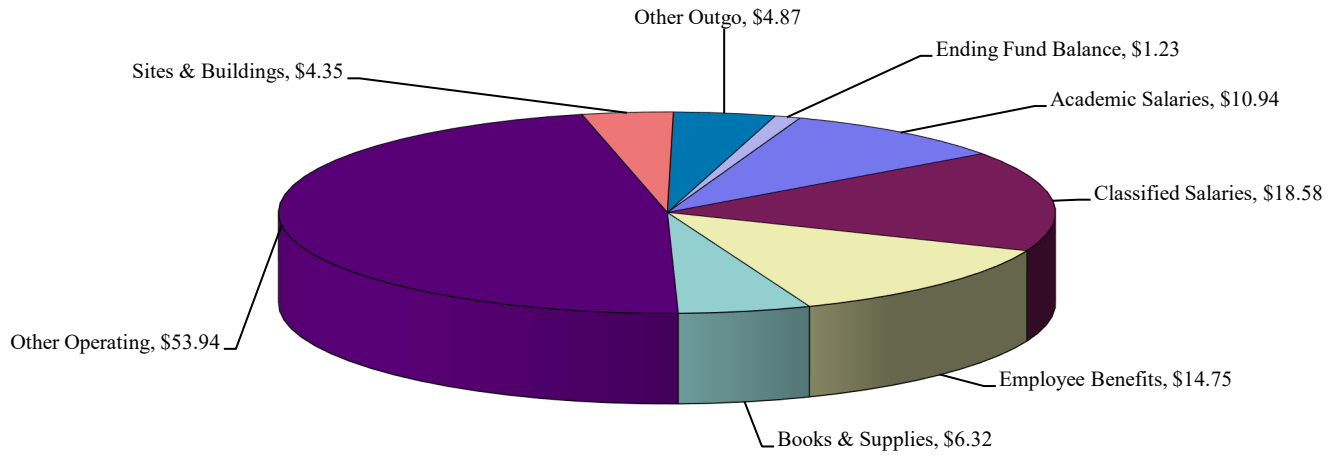
<u>Expenditures by Object</u>	2020-21 Actual Expenses	2021-22 Actual Expenses	2022-23 Tentative Budget	2022-23 Adopted Budget	% change 22/23 Adopt/ 21/22 Actual
7000 Other Outgo					
7200 Intrafund Transfers Out	2,626,353	1,582,670	0	0	(100.00)
7300 Interfund Transfers Out	5,682,728	2,506,454	0	0	(100.00)
7500 Student Scholarship	0	0	0	0	-
7600 Other Student Aid	1,423,792	2,426,947	3,677,582	4,871,113	100.71
Subtotal	<u>9,732,873</u>	<u>6,516,071</u>	<u>3,677,582</u>	<u>4,871,113</u>	(25.24)
Subtotal, Expenditures (1000 - 7000)	<u>145,151,582</u>	<u>84,111,671</u>	<u>141,963,958</u>	<u>113,743,783</u>	35.23
7900 Reserve for Contingencies					
7920 Restricted Contingency-Family Pact-2339 & 2340	0	0	132,864	134,781	-
7920 Restricted Contingency-Campus Health Services-3250	0	0	130,153	134,337	-
7920 Restricted Contingency-Health Services Fees-3450	0	0	667,385	964,722	-
7920 Restricted Contingency-Safety & Parking-3610	0	0	0	0	-
Total Designated	<u>0</u>	<u>0</u>	<u>930,402</u>	<u>1,233,840</u>	-
7910 Unrestricted Contingency	4,433,337	6,370,133	184,388	0	(100.00)
Subtotal Expenditures (7900)	<u>4,433,337</u>	<u>6,370,133</u>	<u>1,114,790</u>	<u>1,233,840</u>	(80.63)
Total Expenditures, Other Outgo and Ending Fund Balance	<u>\$149,584,919</u>	<u>\$90,481,804</u>	<u>\$143,078,748</u>	<u>\$114,977,623</u>	27.07

**Rancho Santiago Community College District**  
*Adopted Budget 2022-23*  
**General Fund - Restricted - Fund 12**

**Revenue in Millions**



**Expenditures in Millions**



**Rancho Santiago Community College District**  
*Adopted Budget*  
**2022-23**

Santa Ana College	Fund 11 Unrestricted	%	Fund 13 One-Time	%	Fund 11/13 Unrestricted	%	Fund 12 Restricted	%
Academic Salaries	51,238,860		149,657		51,388,517		7,200,089	
Classified Salaries	14,053,484		165,310		14,218,794		9,446,972	
Employee Benefits	26,782,467		172,718		26,955,185		7,410,652	
Supplies & Materials	434,776		332,812		767,588		3,582,732	
Other Operating Exp & Services	4,451,536		5,912,547		10,364,083		15,983,734	
Capital Outlay	16,312		53,028		69,340		2,227,205	
Other Outgo	0		103,307		103,307		3,804,416	
<b>Grand Total</b>	<b>\$96,977,435</b>	<b>52.92%</b>	<b>\$6,889,379</b>	<b>52.52%</b>	<b>\$103,866,814</b>	<b>52.89%</b>	<b>\$49,655,800</b>	<b>43.65%</b>

Santiago Canyon College	Fund 11 Unrestricted	%	Fund 13 One-Time	%	Fund 11/13 Unrestricted	%	Fund 12 Restricted	%
Academic Salaries	23,554,426		1,092,000		24,646,426		3,733,995	
Classified Salaries	7,546,671		199,832		7,746,503		5,199,318	
Employee Benefits	13,155,141		321,917		13,477,058		4,034,201	
Supplies & Materials	0		218,200		218,200		2,585,465	
Other Operating Exp & Services	5,277,903		3,134,509		8,412,412		4,161,661	
Capital Outlay	2,674		76,422		79,096		1,768,349	
Other Outgo	0		0		0		2,290,537	
<b>Grand Total</b>	<b>\$49,536,815</b>	<b>27.03%</b>	<b>\$5,042,880</b>	<b>38.44%</b>	<b>\$54,579,695</b>	<b>27.79%</b>	<b>\$23,773,526</b>	<b>20.90%</b>

District Services	Fund 11 Unrestricted	%	Fund 13 One-Time	%	Fund 11/13 Unrestricted	%	Fund 12 Restricted	%
Academic Salaries	378,526		0		378,526		0	
Classified Salaries	16,989,071		0		16,989,071		3,937,663	
Employee Benefits	10,126,507		0		10,126,507		2,097,627	
Supplies & Materials	288,436		5,326		293,762		147,606	
Other Operating Exp & Services	8,476,809		1,180,140		9,656,949		33,791,159	
Capital Outlay	361,505		750		362,255		354,242	
Other Outgo	120,000		0		120,000		10,000	
<b>Grand Total</b>	<b>\$36,740,854</b>	<b>20.05%</b>	<b>\$1,186,216</b>	<b>9.04%</b>	<b>\$37,927,070</b>	<b>19.31%</b>	<b>\$40,338,297</b>	<b>35.46%</b>

<b>Total Expenditures-excludes Institutional Costs</b>	<b>\$183,255,104</b>	<b>100.00%</b>	<b>\$13,118,475</b>	<b>100.00%</b>	<b>\$196,373,579</b>	<b>100.00%</b>	<b>\$113,767,623</b>	<b>100.00%</b>
--	----------------------	----------------	---------------------	----------------	----------------------	----------------	----------------------	----------------

Institutional Costs	Fund 11 Unrestricted		Fund 13 One-Time		Fund 11/13 Unrestricted		Fund 12 Restricted	
Employee Benefits-retiree benefits/local experience charge	9,164,129		7,584,025		16,748,154		1,210,000	
Election	125,000		125,000		250,000		0	
Other Operating Exp & Services-prop&liability ins	1,970,000		0		1,970,000		0	
Other Outgo-Interfund Transfers	1,500,000		2,000,000		3,500,000		0	
Other Outgo-Board Policy Contingency	0		26,825,849		26,825,849		0	
SRP Savings/Expense	6,358,229		14,655,522		21,013,751		0	
Other Outgo-Reserves	8,079,036		3,065,584		11,144,620		0	
<b>Grand Total</b>	<b>\$27,196,394</b>		<b>\$54,255,980</b>		<b>\$81,452,374</b>		<b>\$1,210,000</b>	

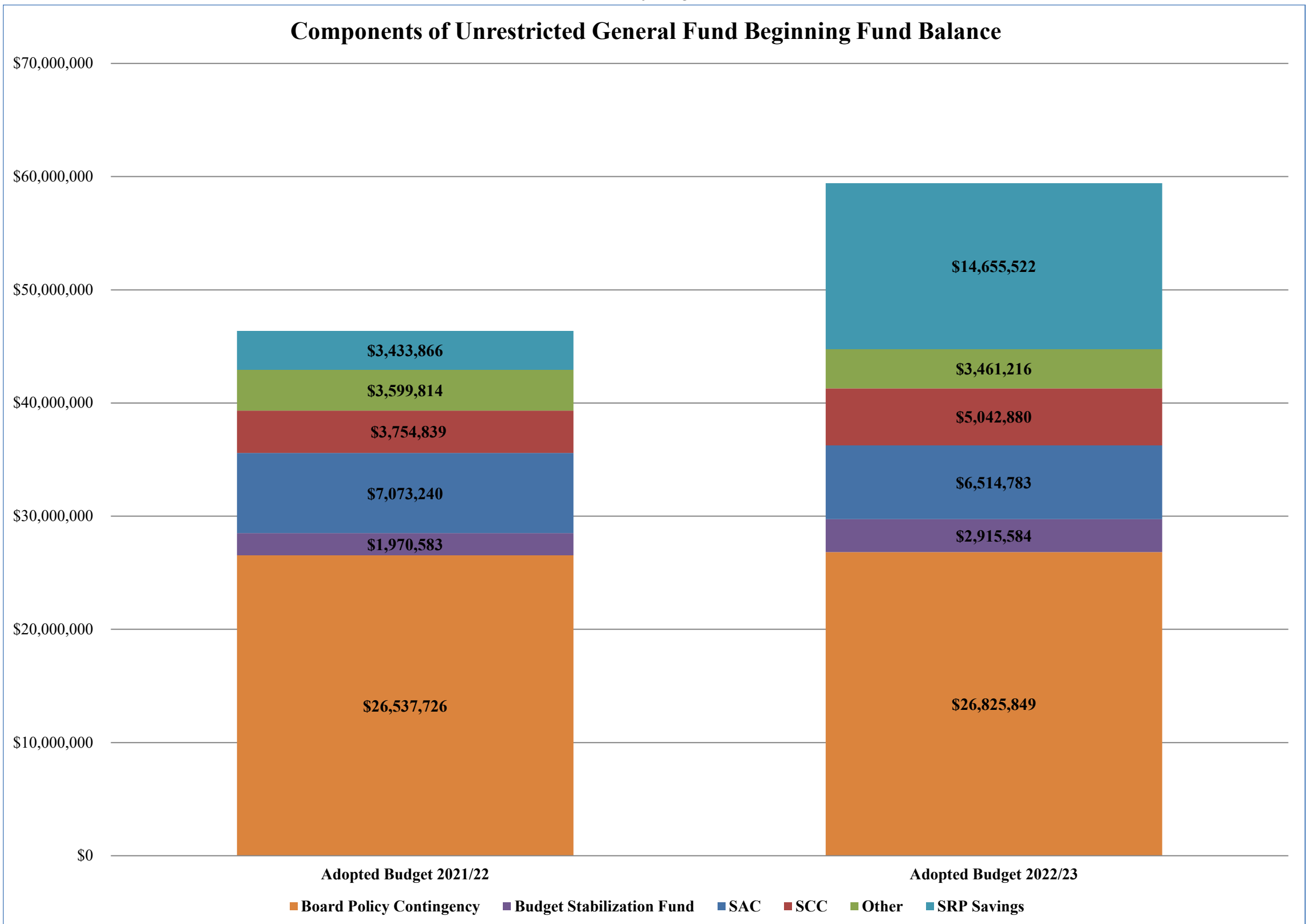
<b>Total Expenditures-includes Institutional Costs</b>	<b>\$210,451,498</b>		<b>\$67,374,455</b>		<b>\$277,825,953</b>		<b>\$114,977,623</b>	
--	----------------------	--	---------------------	--	----------------------	--	----------------------	--

**Rancho Santiago Community College District**  
*Adopted Budget*  
**2022-23**

<b>FY 2021-22 Ending Balance and Carryover</b>		
<b>BREAKDOWN OF FUND BALANCE</b>		
<b>2021/22 Beginning Fund Balance</b>		\$ 46,370,068
<b>2021/22 Change in Fund Balance</b>		13,045,766
<b>Ending Balance FY 2021-22 / Beginning Balance FY 2022-23</b>		<u>59,415,834</u>
FD 11 Budgeted Deficit - FY 2022-23		(2,388,864)
SRP Savings Offset		2,388,864
Carryover for Santa Ana College	\$ 6,514,783	
Carryover for Santiago Canyon College	5,042,880	
Carryover for SRP Savings	14,655,522	
Carryover for District Services:		
Publication	44,710	
Human Resources	133,584	
Bond Marketing Campaign	158,000	
50 % Indirect - Educational Services (prior years)	778,515	
50 % Indirect - Chancellor (FY 21/22)	<u>71,407</u>	
Total Budget Center Carryovers		27,399,401
SCC ADA Settlement Costs		2,000,000
Election Carryover		125,000
Revolving Cash/Vacation Payout		150,000
12.5% Board Policy Contingency		26,825,849
Ending Budget Stabilization		2,915,584
Unrestricted Balance		<u>\$ 0</u>
Beginning Budget Stabilization Fund		\$ 1,970,583
HR Legal & Travel		(430,000)
Bond Marketing Campaign		(158,000)
Awards Incentives		2,255
Interest/Discounts		904,063
Gains (Loss)/Outlawed Checks		(202,103)
Proceeds-sales of equipment		31,243
25% DS Indirect		35,704
Credit to Stabilization Reserve		761,839
Ending Budget Stabilization Fund		<u>\$ 2,915,584</u>

**Rancho Santiago Community College District**  
*Adopted Budget*  
**2022-23**

**Components of Unrestricted General Fund Beginning Fund Balance**





**RSCCD - Estimate 2022/23 Revenue Allocation Simulation for Unrestricted General Fund -- FD 11  
Based on Student Centered Funding Formula**

	SAC/CEC	SAC	CEC	SCC/OEC	SCC	OEC	District Services	Institutional Cost	TOTAL
<b>APPORTIONMENT REVENUE</b>									
Basic Allocation	\$ 7,084,352	\$ 5,667,482	\$ 1,416,870	\$ 5,667,479	\$ 4,250,609	\$ 1,416,870			\$ 12,751,831
FTES - based on 21/22 @ Annual	\$ 83,386,052	\$ 59,348,810	\$ 24,037,242	\$ 39,299,965	\$ 25,634,320	\$ 13,665,645			\$ 122,686,017
SCFF - Supplemental Allocation	\$ 15,906,176	\$ 15,906,176	\$ -	\$ 5,587,881	\$ 5,587,881	\$ -			\$ 21,494,057
SCFF - Student Success Allocation	\$ 12,541,375	\$ 12,541,375	\$ -	\$ 6,099,974	\$ 6,099,974	\$ -			\$ 18,641,349
Stabilization	\$ -	\$ -	\$ -	\$ -	\$ -	\$ -			\$ -
Subtotal	\$ 118,917,955	\$ 93,463,843	\$ 25,454,112	\$ 56,655,299	\$ 41,572,784	\$ 15,082,515			\$ 175,573,254
21/22 Hold Harmless Protection Adjustment	\$ 5,505,984	\$ 4,327,441	\$ 1,178,543	\$ 2,623,180	\$ 1,924,849	\$ 698,331			\$ 8,129,164
22/23 COLA - 6.56%	\$ 8,162,211	\$ 6,415,108	\$ 1,747,102	\$ 3,888,668	\$ 2,853,445	\$ 1,035,224			\$ 12,050,879
Deficit Coefficient (-2%)	\$ (2,662,779)	\$ (2,092,818)	\$ (569,962)	\$ (1,268,611)	\$ (930,887)	\$ (337,724)			\$ (3,931,390)
Estimate Base Increase	\$ 552,825	\$ 434,494	\$ 118,331	\$ 263,379	\$ 193,263	\$ 70,116			\$ 816,204
Additional Student Centered Funding Formula	\$ -	\$ -	\$ -	\$ -	\$ -	\$ -			\$ -
<b>TOTAL ESTIMATED APPORTIONMENT REVENUE</b>	<b>\$ 130,476,196</b>	<b>\$ 102,548,069</b>	<b>\$ 27,928,127</b>	<b>\$ 62,161,915</b>	<b>\$ 45,613,454</b>	<b>\$ 16,548,461</b>			<b>\$ 192,638,111</b>
<i>Percentages</i>	<i>67.73%</i>	<i>53.23%</i>	<i>14.50%</i>	<i>32.27%</i>	<i>23.68%</i>	<i>8.59%</i>			
<b>OTHER STATE REVENUE</b>									
Lottery, Unrestricted	\$ 2,935,356	\$ 2,200,203	\$ 735,153	\$ 1,349,366	\$ 913,049	\$ 436,317			\$ 4,284,722
State Mandate	\$ 564,847	\$ 564,847	\$ -	\$ 260,392	\$ 260,392	\$ -			\$ 825,239
Full-Time Faculty Hiring Allocation	\$ 1,578,173	\$ 1,578,173	\$ -	\$ 788,968	\$ 788,968	\$ -			\$ 2,367,141
Part-Time Faculty Compensation	\$ 389,342	\$ 289,970	\$ 99,372	\$ 179,486	\$ 120,508	\$ 58,978			\$ 568,828
<b>Subtotal, Other State Revenue</b>	<b>\$ 5,467,718</b>	<b>\$ 4,633,193</b>	<b>\$ 834,525</b>	<b>\$ 2,578,212</b>	<b>\$ 2,082,918</b>	<b>\$ 495,295</b>			<b>\$ 8,045,930</b>
<b>TOTAL ESTIMATED REVENUE</b>	<b>\$ 135,943,913</b>	<b>\$ 107,181,262</b>	<b>\$ 28,762,652</b>	<b>\$ 64,740,128</b>	<b>\$ 47,696,372</b>	<b>\$ 17,043,756</b>			<b>\$ 200,684,041</b>
<i>Percentages</i>	<i>67.74%</i>	<i>53.41%</i>	<i>14.33%</i>	<i>32.26%</i>	<i>23.77%</i>	<i>8.49%</i>			
<b>Less Institutional Cost Expenditures</b>									<b>\$ 10,370,265</b>
<b>Less Net District Services Expenditures</b>									<b>\$ 37,406,316</b>
									<b>\$ 152,907,460</b>
<b>ESTIMATED REVENUE</b>	<b>\$ 103,579,928</b>	<b>\$ 81,664,762</b>	<b>\$ 21,915,166</b>	<b>\$ 49,327,532</b>	<b>\$ 36,341,360</b>	<b>\$ 12,986,172</b>			<b>\$ 152,907,460</b>
<b>BUDGET EXPENDITURES FOR FY 2022/23</b>									
SAC/CEC Expenses - F/T & Ongoing	\$ 96,977,435	\$ 85,705,492	\$ 11,271,943						\$ 96,977,435
SCC/OEC Expenses - F/T & Ongoing				\$ 49,536,815	\$ 42,552,923	\$ 6,983,892			\$ 49,536,815
District Services Expenses - F/T & Ongoing							\$ 36,740,854		\$ 36,740,854
Set Aside COLA	\$ 4,650,700	\$ 4,047,599	\$ 603,100	\$ 2,223,096	\$ 1,860,227	\$ 362,869	\$ 1,205,240		\$ 8,079,036
SRP Expenses	\$ 921,384	\$ 921,384		\$ 582,065	\$ 582,065		\$ 476,174		\$ 1,979,623
Est SRP Savings	\$ 3,377,644	\$ 3,377,644		\$ 2,539,155	\$ 2,539,155		\$ 850,671		\$ 6,767,470
Institutional Cost									
Retirees Instructional-local experience charge								\$ 3,977,620	\$ 3,977,620
Retirees Non-Instructional-local experience charge								\$ 5,186,509	\$ 5,186,509
Use SRP Savings to balance Structural Deficit								\$ (2,388,864)	\$ (2,388,864)
Property & Liability								\$ 1,970,000	\$ 1,970,000
Election								\$ 125,000	\$ 125,000
Interfund Transfer								\$ 1,500,000	\$ 1,500,000
<b>TOTAL ESTIMATED EXPENDITURES</b>	<b>\$ 105,927,163</b>	<b>\$ 94,052,120</b>	<b>\$ 11,875,043</b>	<b>\$ 54,881,131</b>	<b>\$ 47,534,370</b>	<b>\$ 7,346,761</b>	<b>\$ 39,272,939</b>	<b>\$ 10,370,265</b>	<b>\$ 210,451,498</b>
<i>Percent of Total Estimated Expenditures</i>	<i>50.33%</i>	<i>44.69%</i>	<i>5.64%</i>	<i>26.08%</i>	<i>22.59%</i>	<i>3.49%</i>	<i>18.66%</i>	<i>4.93%</i>	
<b>ESTIMATED EXPENSES UNDER/(OVER) REVENUE</b>	<b>\$ (2,347,235)</b>	<b>\$ (12,387,358)</b>	<b>\$ 10,040,122</b>	<b>\$ (5,553,599)</b>	<b>\$ (11,193,010)</b>	<b>\$ 5,639,411</b>			<b>\$ (7,900,834)</b>

<b>OTHER STATE REVENUE</b>									
Apprenticeship				\$ 5,227,354	\$ 5,227,354				\$ 5,227,354
Enrollment Fees 2%								\$ 232,423	\$ 232,423
<b>LOCAL REVENUE</b>									
Non Resident Tuition	\$ 1,800,000	\$ 1,800,000		\$ 700,000	\$ 700,000				\$ 2,500,000
Interest/Investments								\$ 900,000	\$ 900,000
Rents/Leases	\$ 8,480	\$ 8,480		\$ 125,000	\$ 125,000		\$ 205,000		\$ 338,480
Proceeds-Sale of Equipment								\$ 5,000	\$ 5,000
Other Local	\$ 40,000	\$ 40,000						\$ 524,200	\$ 564,200
Subtotal, Other Local Revenue	\$ 1,848,480	\$ 1,848,480	\$ -	\$ 6,052,354	\$ 6,052,354	\$ -	\$ 205,000	\$ 1,661,623	\$ 9,767,457
<b>ESTIMATED ENDING BALANCE FOR 6/30/23</b>	<b>\$ (498,755)</b>	<b>\$ (10,538,878)</b>	<b>\$ 10,040,122</b>	<b>\$ 498,755</b>	<b>\$ (5,140,656)</b>	<b>\$ 5,639,411</b>			<b>\$ (0)</b>

**Rancho Santiago Community College District**  
*Adopted Budget*  
**2022-23**

Bond Interest and Redemption Funds

The Bond Interest and Redemption Fund is the designated fund referred to as the interest and sinking fund. These funds are to be used only for transactions related to the receipt and expenditure of local revenues derived from the property tax levied for the payment of the principal and interest on outstanding bonds of the district. Each separate issuance will be accounted for in its own project code. For budgeting and reporting purposes, we have combined all issuances into one fund for presentation only.

**Rancho Santiago Community College District**  
**Adopted Budget**  
**2022-23**

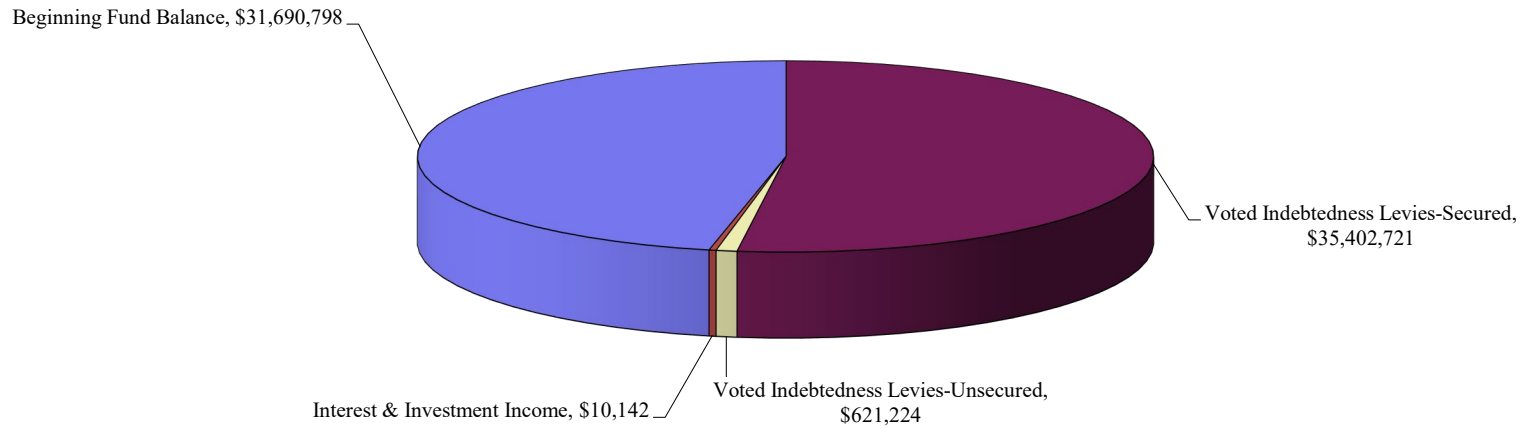
<b>Bond Interest and Redemption Funds - Combined - Fund 24</b>					
<b>Revenue Budget</b>					
<b><u>Revenue by Source</u></b>	<b>2020-21 Actual Revenue</b>	<b>2021-22 Actual Revenue</b>	<b>2022-23 Tentative Budget</b>	<b>2022-23 Adopted Budget</b>	<b>% change 22/23 Adopt/ 21/22 Actual</b>
8600 State Revenues					
8671 Voted Indebtedness Levies-HOPTR	\$140,196	\$132,253	\$0	\$0	(100.00)
8800 Local Revenues					
8814 Voted Indebtedness Levies-Secured	30,363,606	30,155,460	31,243,227	35,402,721	17.40
8815 Voted Indebtedness Levies-Unsecured	3,244,667	2,801,404	610,796	621,224	(77.82)
8860 Interest & Investment Income	204,688	115,972	254,913	10,142	(91.25)
8890 Other Local Revenue	0	4,054	0	0	(100.00)
Total Local Revenues	<u>33,812,961</u>	<u>33,076,890</u>	<u>32,108,936</u>	<u>36,034,087</u>	8.94
8900 Other Financing Sources					
8945 Premium From Sale of Bonds/ Other Proceeds on Bonds Issued	29,655	0	0	0	-
8981/8983 Interfund/Intrafund Transfers In	248,000	0	0	0	-
Total Revenues and Other Financing Sources	<u>34,230,812</u>	<u>33,209,143</u>	<u>32,108,936</u>	<u>36,034,087</u>	8.51
Beginning Fund Balance	<u>33,490,114</u>	<u>32,979,294</u>	<u>30,589,072</u>	<u>31,690,798</u>	(3.91)
Adjustment to Beginning Fund Balance	<u>0</u>	<u>0</u>	<u>0</u>	<u>0</u>	-
Adjusted Beginning Fund Balance	<u>33,490,114</u>	<u>32,979,294</u>	<u>30,589,072</u>	<u>31,690,798</u>	(3.91)
Total Revenues, Other Financing Sources and Beginning Fund Balance	<u><u>\$67,720,926</u></u>	<u><u>\$66,188,437</u></u>	<u><u>\$62,698,008</u></u>	<u><u>\$67,724,885</u></u>	2.32

**Rancho Santiago Community College District**  
*Adopted Budget*  
**2022-23**

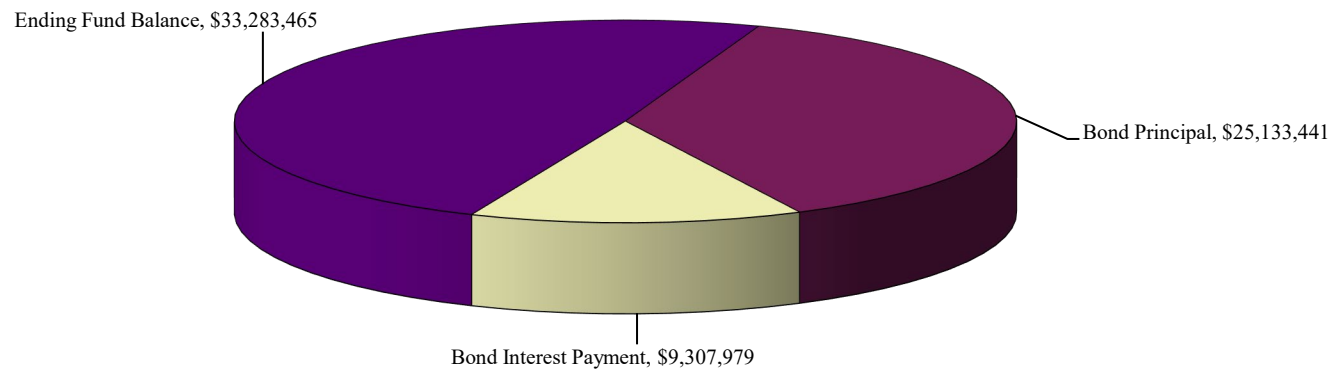
<b>Bond Interest and Redemption Funds - Combined - Fund 24</b>					
<b>Expenditure Budget</b>					
<u><b>Expenditures by Object</b></u>	<b>2020-21 Actual Expenses</b>	<b>2021-22 Actual Expenses</b>	<b>2022-23 Tentative Budget</b>	<b>2022-23 Adopted Budget</b>	<b>% change 22/23 Adopt/ 21/22 Actual</b>
5000 Other Operating Expenses					
5885 Investment & Interest Expense	\$12,040	\$10,044	\$14,101	\$0	(100.00)
5900 Other Operating Exp & Services	0	0	0	0	-
Subtotal	<u>12,040</u>	<u>10,044</u>	<u>14,101</u>	<u>0</u>	(100.00)
7000 Other Outgo					
7110 Debt Payment - Principal	21,292,919	24,353,392	21,292,919	25,133,441	3.20
7120 Debt Payment - Interest	13,188,673	10,134,203	13,188,673	9,307,979	(8.15)
7200/7300 Intrafund/Interfund Transfers Out	248,000	0	124,000	0	-
Subtotal	<u>34,729,592</u>	<u>34,487,595</u>	<u>34,605,592</u>	<u>34,441,420</u>	(0.13)
Subtotal, Expenditures (1000 - 7000)	<u>34,741,632</u>	<u>34,497,639</u>	<u>34,619,693</u>	<u>34,441,420</u>	(0.16)
7900 Reserve for Contingencies					
7920 Restricted Contingency	32,979,294	31,690,798	28,078,315	33,283,465	5.03
Total Fund Balance	<u>32,979,294</u>	<u>31,690,798</u>	<u>28,078,315</u>	<u>33,283,465</u>	5.03
Total Expenditures, Other Outgo and Ending Fund Balance	<u><u>\$67,720,926</u></u>	<u><u>\$66,188,437</u></u>	<u><u>\$62,698,008</u></u>	<u><u>\$67,724,885</u></u>	2.32

**Rancho Santiago Community College District**  
*Adopted Budget 2022-23*  
**Bond Interest and Redemption Funds - Combined - Fund 24**

**Revenue by Source**



**Expenditures by Object**



**Rancho Santiago Community College District**  
*Adopted Budget*  
**2022-23**

Bookstore Fund

The Bookstore Fund is a special revenue fund designated to receive the proceeds derived from the District's operation of a community college bookstore pursuant to *EC* § 81676. All necessary expenses, including salaries, wages, operating expenses, cost of goods sold, and cost of capital improvements for the bookstore may be paid from generated revenue.

**Rancho Santiago Community College District**  
*Adopted Budget*  
**2022-23**

**Bookstore Fund - Fund 31**  
**Revenue Budget**

<u>Revenues by Source</u>	<b>2020-21 Actual Expenses</b>	<b>2021-22 Actual Expenses</b>	<b>2022-23 Tentative Budget</b>	<b>2022-23 Adopted Budget</b>	<b>% change 22/23 Adopt/ 21/22 Actual</b>
8600 State Revenues					
8699 Other Misc State Revenue	\$0	\$0	\$0	\$0	-
8800 Local Revenues					
8843 Sales-Miscellaneous	1,330,798	2,559,016	2,935,376	2,935,376	14.71
8850 Rentals Short-Term	1,478	605	1,268	1,268	109.59
8860 Interest & Investment Income	1,526	(72,065)	117	117	(100.16)
8890 Other Local Revenues	4,673	14,595	19,500	19,500	33.61
8900 Other Financing					
8981 Interfund Transfers	4,326,221	1,786,004	0	0	(100.00)
Total Revenues	<u>5,664,696</u>	<u>4,288,155</u>	<u>2,956,261</u>	<u>2,956,261</u>	(31.06)
Beginning Fund Balance	3,811,296	6,631,029	7,551,699	7,722,502	16.46
Prior Year Adj	<u>3,551</u>	<u>0</u>	<u>0</u>	<u>0</u>	-
Total Revenues and Beginning Fund Balance	<u><u>\$9,479,543</u></u>	<u><u>\$10,919,184</u></u>	<u><u>\$10,507,960</u></u>	<u><u>\$10,678,763</u></u>	(2.20)

**Rancho Santiago Community College District**  
*Adopted Budget*  
**2022-23**

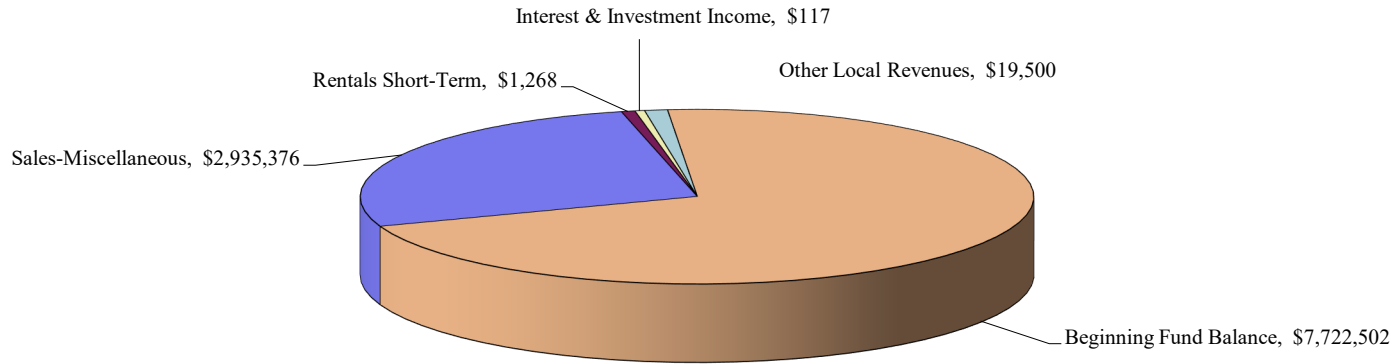
		<b>Bookstore Fund - Fund 31 Expenditure Budget</b>				
<b><u>Expenditures by Object</u></b>		<b>2020-21 Actual Expenses</b>	<b>2021-22 Actual Expenses</b>	<b>2022-23 Tentative Budget</b>	<b>2022-23 Adopted Budget</b>	<b>% change 22/23 Adopt/ 21/22 Actual</b>
2000	Classified Salaries	\$670,089	\$738,183	\$901,428	\$901,428	22.11
3000	Employee Benefits	428,460	394,025	528,951	528,951	34.24
4000	Books and Supplies	1,659,243	1,915,790	2,270,319	2,270,319	18.51
5000	Services and Other Operating Expenses	90,891	148,684	240,264	240,264	61.59
6000	Sites, Buildings, Books, and Equipment	(169)	0	45,000	45,000	-
	Subtotal, Expenditures (1000 - 6000)	<u>2,848,514</u>	<u>3,196,682</u>	<u>3,985,962</u>	<u>3,985,962</u>	24.69
7300	Interfund Transfers Out	0	0	114,205	114,205	-
	Subtotal, Expenditures (1000 - 7000)	<u>2,848,514</u>	<u>3,196,682</u>	<u>4,100,167</u>	<u>4,100,167</u>	28.26
7900	Reserve for Contingencies					
7910	Unrestricted Contingency	<u>6,631,029</u>	<u>7,722,502</u>	<u>6,407,793</u>	<u>6,578,596</u>	(14.81)
	<b>Total Expenditures and Ending Fund Balance</b>	<b><u><u>\$9,479,543</u></u></b>	<b><u><u>\$10,919,184</u></u></b>	<b><u><u>\$10,507,960</u></u></b>	<b><u><u>\$10,678,763</u></u></b>	<b>(2.20)</b>

*Total of \$1,088,343 of inventory is budgeted in the Reserve for Contingency Account (SAC=\$426,506 and SCC=\$661,837)*

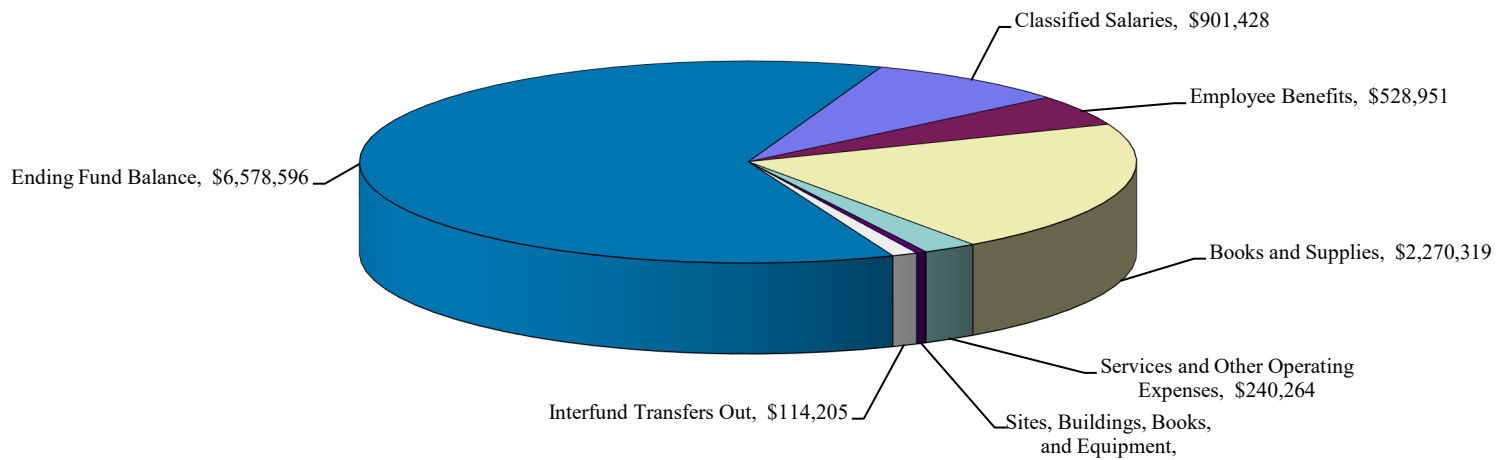


**Rancho Santiago Community College District**  
*Adopted Budget 2022-23*  
**Bookstore Fund - Fund 31**

**Revenue by Source**



**Expenditures by Object**



Total of \$1,088,343 of inventory is included in the Ending Fund Balance (SAC=\$426,506 and SCC=\$661,837)

**Rancho Santiago Community College District**  
*Adopted Budget*  
**2022-23**

Child Development Fund

The Child Development Fund is a special revenue fund designated to account for all revenues for or from the operation of child care and development services, including federal, state or local grants and student fees for child development services.

Costs incurred in the operation and maintenance of the child care and development services are paid from this fund. However, those segments of child care and development activities that are part of the instructional activity of the district must be accounted for in the General Fund.

The District currently operates five Child Development Centers at Santa Ana College, Santiago Canyon College, Centennial Education Center and Orange Education Center and Santa Ana East Campus.

Due to the reimbursement basis of certain grants within the Child Development Fund, as part of the approval of the budget by the Board of Trustees, authorization is given, as needed throughout the fiscal year, for temporary intra-year borrowing from the General Fund up to \$1 million for cash flow purposes.

**Rancho Santiago Community College District**  
*Adopted Budget*  
**2022-23**

<b>Child Development Fund - Fund 33</b>					
<b>Revenue Budget</b>					
<b>Revenues by Source</b>	<b>2020-21 Actual Revenue</b>	<b>2021-22 Actual Revenue</b>	<b>2022-23 Tentative Budget</b>	<b>2022-23 Adopted Budget</b>	<b>% change 22/23 Adopt/ 21/22 Actual</b>
8100 Federal Revenues					
8191 Child Dev Apport - Fe	\$0	\$280,174	\$313,195	\$664,096	137.03
8199 Other Federal Revenue	2,336,061	2,685,691	3,029,904	2,112,919	(21.33)
Total Federal Revenues	<u>2,336,061</u>	<u>2,965,865</u>	<u>3,343,099</u>	<u>2,777,015</u>	(6.37)
8600 State Revenues					
8621 Child Development Apportionment	4,613,012	5,009,614	5,796,486	6,328,143	26.32
8629 Other Categorical Apportionment	262,059	267,083	253,791	253,791	(4.98)
8699 Other Miscellaneous State Revenue	263,264	304,103	922,286	919,788	202.46
Total State Revenues	<u>5,138,335</u>	<u>5,580,800</u>	<u>6,972,563</u>	<u>7,501,722</u>	34.42
8800 Local Revenues					
8820 Contrib, Gifts, Grants	100	0	0	0	-
8860 Interest & Investment Income	8,823	11,467	8,000	8,000	(30.23)
8866 Gain (Loss) on Invest-Realized	4,924	(4,924)	0	0	(100.00)
8871 Child Development Services	37,129	147,349	378,400	269,800	83.10
8890 Other Local Rev	49,669	400	0	0	(100.00)
8893 Outlawed Checks	81	144	0	0	(100.00)
8896 Penalties/Late Fees	0	20	0	0	(100.00)
Total Local Revenues	<u>100,726</u>	<u>154,456</u>	<u>386,400</u>	<u>277,800</u>	79.86
Total Revenues	7,575,122	8,701,121	10,702,062	10,556,537	21.32
Beginning Fund Balance	1,109,892	1,374,884	1,457,314	1,518,387	10.44
Total Revenues, Other Financing Sources and Beginning Fund Balance	<u><u>\$8,685,014</u></u>	<u><u>\$10,076,005</u></u>	<u><u>\$12,159,376</u></u>	<u><u>\$12,074,924</u></u>	19.84

**Rancho Santiago Community College District**  
*Adopted Budget*  
**2022-23**

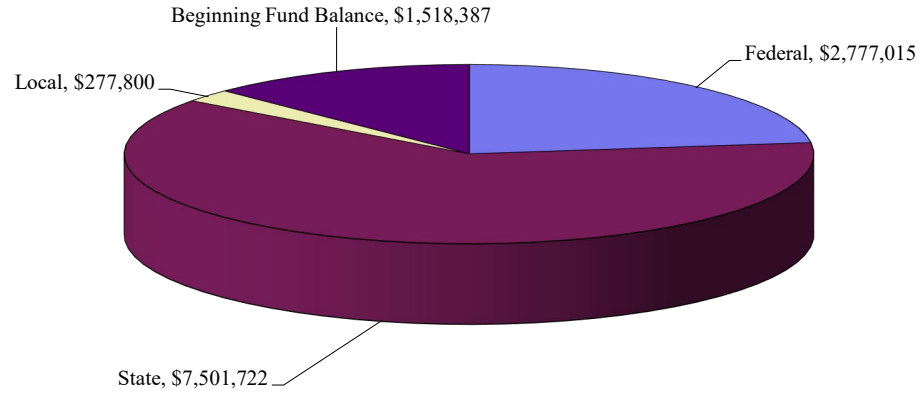
<b>Child Development Fund - Fund 33</b>					
<b>Expenditure Budget</b>					
<u>Expenditures by Object</u>	<b>2020-21 Actual Expenses</b>	<b>2021-22 Actual Expenses</b>	<b>2022-23 Tentative Budget</b>	<b>2022-23 Adopted Budget</b>	<b>% change 22/23 Adopt/ 21/22 Actual</b>
1000 Academic Salaries					
1200 Non-instructional Salaries, Regular Contract	\$2,735,168	\$2,816,002	\$2,905,357	\$2,580,298	(8.37)
1400 Non-instructional Salaries, Other Non-Regular	3,963	36,584	70,120	71,776	96.20
Subtotal	<u>2,739,131</u>	<u>2,852,586</u>	<u>2,975,477</u>	<u>2,652,074</u>	(7.03)
2000 Classified Salaries					
2100 Non-instructional Salaries, Regular Full Time	795,518	793,630	824,995	701,518	(11.61)
2300 Non-instructional Salaries, Other	581,189	1,286,125	1,551,964	1,957,981	52.24
Subtotal	<u>1,376,707</u>	<u>2,079,755</u>	<u>2,376,959</u>	<u>2,659,499</u>	27.88
3000 Employee Benefits					
3100 State Teachers' Retirement System Fund	688,006	775,463	916,323	851,465	9.80
3200 Public Employees' Retirement System Fund	247,262	309,109	359,302	372,416	20.48
3300 Old Age, Survivors, Disability, and Health Ins.	135,852	168,296	216,185	242,392	44.03
3400 Health and Welfare Benefits	1,144,290	1,297,532	1,400,799	1,229,380	(5.25)
3500 State Unemployment Insurance	2,249	23,153	27,201	27,172	17.36
3600 Workers' Compensation Insurance	63,112	75,827	81,720	80,958	6.77
3900 Other Benefits	91,367	116,840	93,208	80,513	(31.09)
Subtotal	<u>2,372,138</u>	<u>2,766,220</u>	<u>3,094,738</u>	<u>2,884,296</u>	4.27
4000 Books and Supplies					
4200 Books, Mags & Ref Mat	0	0	5,645	5,530	-
4300 Instructional Supplies	231,018	124,498	544,213	544,213	337.13
4500 Maintenance Supplies	0	0	0	0	-
4600 Non-Instructional Supplies	77,348	187,907	547,004	559,137	197.56
4700 Food Supplies	38,157	115,511	277,699	288,111	149.42
Subtotal	<u>346,523</u>	<u>427,916</u>	<u>1,374,561</u>	<u>1,396,991</u>	226.46

**Rancho Santiago Community College District**  
*Adopted Budget*  
**2022-23**

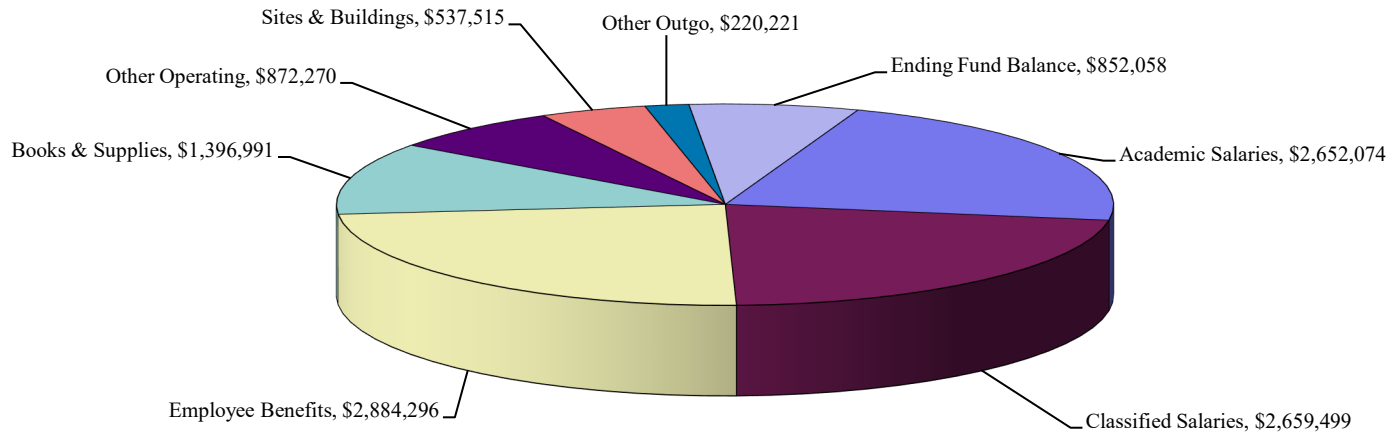
<b>Child Development Fund - Fund 33</b>					
<b>Expenditure Budget</b>					
<u>Expenditures by Object</u>	<b>2020-21 Actual Expenses</b>	<b>2021-22 Actual Expenses</b>	<b>2022-23 Tentative Budget</b>	<b>2022-23 Adopted Budget</b>	<b>% change 22/23 Adopt/ 21/22 Actual</b>
5000 Services and Other Operating Expenses					
5100 Personal & Consultant Svcs	101,587	102,206	307,001	316,462	209.63
5200 Travel & Conference Expenses	12,356	13,636	47,706	58,944	332.27
5300 Dues & Memberships	3,940	4,010	5,780	5,780	44.14
5500 Utilities & Housekeeping Svcs	0	0	0	0	-
5600 Rents, Leases & Repairs	106,326	99,496	29,035	26,835	(73.03)
5800 Other Operating Exp & Services	86,496	98,043	157,022	120,347	22.75
5900 Other	5,306	14,047	343,100	343,902	2,348.22
Subtotal	316,011	331,438	889,644	872,270	163.18
6000 Sites, Buildings, Books, and Equipment					
6200 Buildings	0	0	0	0	-
6400 Equipment	159,620	99,703	426,377	537,515	439.12
Subtotal	159,620	99,703	426,377	537,515	439.12
7000 Other Outgo					
7200 Intrafund Transfer Out	0	0	0	0	-
7670 Other Exp Paid for Students	0	0	230,635	220,221	-
Subtotal	0	0	230,635	220,221	-
Subtotal, Expenditures (1000 - 7000)	7,310,130	8,557,618	11,368,391	11,222,866	31.14
7900 Reserve for Contingencies					
7920 Restricted Contingency	1,374,884	1,518,387	790,985	852,058	(43.88)
Total Expenditures, Other Outgo and Ending Fund Balance	\$8,685,014	\$10,076,005	\$12,159,376	\$12,074,924	19.84

**Rancho Santiago Community College District**  
*Adopted Budget 2022-23*  
**Child Development Fund - Fund 33**

**Revenue by Source**



**Expenditures by Object**



**Rancho Santiago Community College District**  
*Adopted Budget*  
**2022-23**

Capital Outlay Projects Fund

The Capital Outlay Projects Fund is used to account for the accumulation of moneys for the acquisition or construction of capital outlay items including scheduled maintenance projects exceeding \$5,000, sites, site improvements, buildings, and initial building contents such as library books, furniture, fixtures, equipment, etc.

This fund may provide for the accumulation of monies over a period of years for specific capital outlay purposes (including district match for Deferred Maintenance and Special Repairs (DMSR) projects as defined in *EC § 84660* through interfund transfers of general purpose monies to the Capital Outlay Projects Fund. State monies for DMSR projects are recorded directly into this fund. DMSR is defined in *EC § 84660* as "unusual, nonrecurring work to restore a facility to a safe and continually usable condition for which it was intended." These items are divided into five funding categories: roofs, utilities, mechanical, exterior, and other.

**Rancho Santiago Community College District**  
*Adopted Budget*  
**2022-23**

**Capital Outlay Projects Fund - Fund 41**  
**Revenue Budget**

<b>Revenue by Source</b>	<b>2020-21 Actual Revenue</b>	<b>2021-22 Actual Revenue</b>	<b>2022-23 Tentative Budget</b>	<b>2022-23 Adopted Budget</b>	<b>% change 22/23 Adopt/ 21/22 Actual</b>
8600 State Revenues					
8651 Community College Const. Act	\$45,000	\$9,159,297	\$13,101,988	\$10,032,703	9.54
8652 Scheduled Maintenance & Special Rep. Prog.	0	11,386,817	33,000,000	17,774,022	56.09
State Revenues	<u>45,000</u>	<u>20,546,114</u>	<u>46,101,988</u>	<u>27,806,725</u>	35.34
8800 Local Revenues					
8851 Leases-Facilities/Land/Bldg	63,504	63,504	0	0	(100.00)
8860 Interest & Investment Income	776,857	529,804	600,000	600,000	13.25
8866 Gain (Loss) on Invest-Realized	192,498	(192,498)	0	0	(100.00)
8881 Nonresident Tuition-Capital	101,322	88,674	436,199	436,199	391.91
8890 Other Local Revenue	1,633	1,064	12,418	12,418	1,067.11
8894 Discounts Taken	0	0	72	72	-
8897 Redevelopment Rev/Health&Safety	3,712,210	3,703,610	3,712,208	3,712,208	0.23
Local Revenues	<u>4,848,024</u>	<u>4,194,158</u>	<u>4,760,897</u>	<u>4,760,897</u>	13.51
8900 Other Financing Sources					
8981 Interfund Transfers - In	6,291,793	4,689,042	3,500,000	3,500,000	(25.36)
Total Other Financing Sources	<u>6,291,793</u>	<u>4,689,042</u>	<u>3,500,000</u>	<u>3,500,000</u>	(25.36)
Total Revenues and Other Financing Sources	11,184,817	29,429,314	54,362,885	36,067,622	22.56
Beginning Fund Balance	93,329,778	96,940,834	94,663,543	109,300,940	12.75
Total Revenues, Other Financing Sources and Beginning Fund Balance	<u><u>\$104,514,595</u></u>	<u><u>\$126,370,148</u></u>	<u><u>\$149,026,428</u></u>	<u><u>\$145,368,562</u></u>	15.03



**Rancho Santiago Community College District**  
*Adopted Budget*  
**2022-23**

<b>Capital Outlay Projects Fund - Fund 41 Expenditure Budget</b>					
<b><u>Expenditures by Object</u></b>	<b>2020-21 Actual Expenses</b>	<b>2021-22 Actual Expenses</b>	<b>2022-23 Tentative Budget</b>	<b>2022-23 Adopted Budget</b>	<b>% change 22/23 Adopt/ 21/22 Actual</b>
4000 Supplies					
4610 Non-Instructional Supplies	\$24,525	\$9,340	\$11,549	\$13,367	43.12
Subtotal	24,525	9,340	11,549	13,367	43.12
5000 Services and Other Operating Expenses					
5100 Personal & Consultant Svcs	56,997	47,971	194,700	195,300	307.12
5500 Utilities & Housekeeping	10,664	12,577	83	3,830	(69.55)
5600 Rents, Leases & Repairs	0	4,784	137,353	141,447	2,856.67
5800 Other Operating Exp & Services	55,232	55,590	40,022	40,012	(28.02)
5900 Other	9,165	4,789	11,751	29,821	522.70
Subtotal	132,058	125,711	383,909	410,410	226.47
6100 Sites and Site Improvements					
6115 Sites - Contracted Services	12,615	653	179,147	179,147	27,334.46
6121 Site Improv - Legal	0	0	14,200	0	-
6122 Site Improv - Contract	1,257,140	453,829	2,185,336	2,801,877	517.39
6123 Site Improv - Archit	241,838	501,522	1,830,759	1,782,616	255.44
6124 Site Improv - Blueprint/Reproduction	11,377	50,973	16,252	16,025	(68.56)
6125 Site Improv - Construction Mgmt	0	0	46,512	32,274	-
6127 Site Improv - Demolition	0	0	1,115	1,115	-
6128 Site Improv - DSA Fees	2,599	29,394	44,956	47,956	63.15
6131 Site Improv - Equipm	1,689	3,963	1,137	1,137	(71.31)
6136 Site Improv - Modular, Lease	42,192	104,108	0	22,022	(78.85)
6141 Site Improv - Spcl Ins/Mat Tes	18,042	4,962	126,846	144,140	2,804.88
6142 Site Improv - DSA Project Insp	19,687	7,609	174,743	162,244	2,032.26
6143 Site Improv - Cost E	3,840	10,320	62,600	65,960	539.15
6144 Site Improv - Haz Mat	0	0	5,000	5,000	-

**Rancho Santiago Community College District**  
*Adopted Budget*  
**2022-23**

<b>Capital Outlay Projects Fund - Fund 41</b>					
<b>Expenditure Budget</b>					
<b>Expenditures by Object</b>	<b>2020-21 Actual Expenses</b>	<b>2021-22 Actual Expenses</b>	<b>2022-23 Tentative Budget</b>	<b>2022-23 Adopted Budget</b>	<b>% change 22/23 Adopt/ 21/22 Actual</b>
6145 Site Improv - Geotech/Geohaz	18,690	0	23,600	20,100	-
6148 Site Improv - Utility	14,400	0	25,500	25,500	-
6149 Site Improv - Land Sur	13,822	24,026	147,229	164,981	586.68
6150 Site Improv - CEQA	1,575	10,550	16,285	15,666	48.49
6151 Site Improv - Environ	0	0	20,000	20,000	-
6152 Site Improv - Utility Fees	0	0	15,000	15,000	-
6153 Site Improv - City Permit/Fees	0	0	21,640	10,742	-
6154 Site Improv - Other	382,885	458,002	927,699	961,862	110.01
6155 Site Improv - Materials OFIBO	0	0	1,524	1,524	-
6156 Site Improv - Constructability	10,860	24,150	79,720	64,145	165.61
6157 Site Improv - Planning & Proje	0	71,612	79,000	79,000	10.32
Subtotal	2,053,251	1,755,673	6,045,800	6,640,033	278.20
6200 Buildings					
6201 Buildings - Architects Fee	208,464	374,620	627,080	938,509	150.52
6202 Buildings - Blueprint/Reprod	13,282	226	14,948	14,948	6,514.16
6203 Buildings - Construction Mgmt	166,300	633,370	1,241,441	1,261,066	99.10
6204 Buildings - Construction Tests	0	0	10,724	10,724	-
6205 Buildings - Contracted Svcs	2,557,834	6,951,149	23,126,721	33,545,210	382.59
6206 Buildings - Demolition	0	0	6,495	6,495	-
6207 Buildings - DSA Fees	0	0	51,440	51,440	-
6208 Buildings - Engineering Costs	0	0	7,570	7,570	-
6211 Buildings - Facilities	336,268	369,749	0	364,583	(1.40)
6213 Buildings - Labor Compliance	13,828	66,468	68,632	127,271	91.48
6215 Buildings - Licenses, Taxes	0	0	515	515	-
6217 Buildings - Relocation	0	0	222,435	268,796	-

**Rancho Santiago Community College District**  
*Adopted Budget*  
**2022-23**

**Capital Outlay Projects Fund - Fund 41**  
**Expenditure Budget**

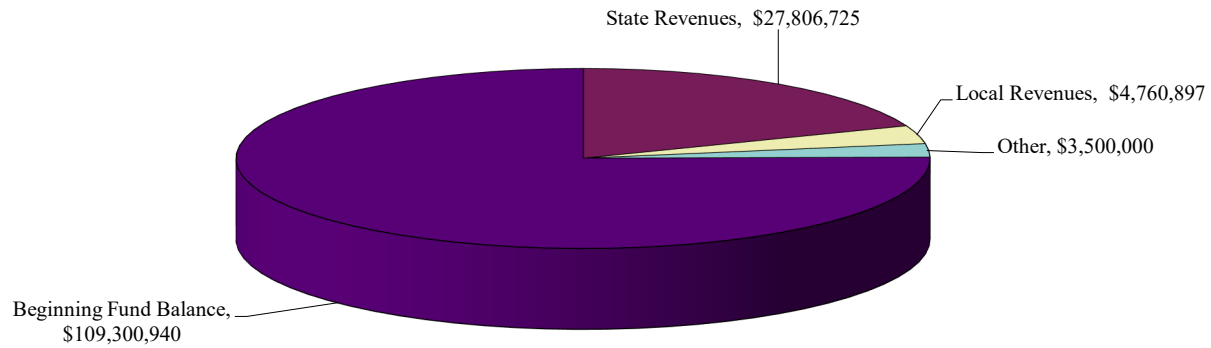
<b>Expenditures by Object</b>	<b>2020-21 Actual Expenses</b>	<b>2021-22 Actual Expenses</b>	<b>2022-23 Tentative Budget</b>	<b>2022-23 Adopted Budget</b>	<b>% change 22/23 Adopt/ 21/22 Actual</b>
6220 Building Improvements	0	0	28,381	28,381	-
6223 Buildings - Commissio	2,965	31,178	179,701	195,383	526.67
6224 Buildings - Splc Ins	3,845	367,316	261,903	320,649	(12.70)
6225 Buildings - DSA Proje	7,840	277,392	1,238,992	1,242,656	347.98
6227 Buildings - Haz Mat	0	0	68,700	68,700	-
6228 Buildings - Geotech/G	14,309	46,549	110,557	125,558	169.73
6230 Buildings - OCIP	204,568	517,266	837,513	837,513	61.91
6231 Buildings - SWPPP	509	600	1,991	1,391	131.83
6233 Buildings - Land Surv	0	0	9,561	9,561	-
6234 Buildings - CEQA	6,009	0	8,491	8,491	-
6235 Buildings - Environmental	23,084	11,400	65,716	76,716	572.95
6238 Buildings - Other Ser	58,751	18,574	199,118	191,995	933.68
6239 Bldgs - Constructabili	0	22,515	43,015	20,500	(8.95)
6240 Bldgs - Planning & Pr	0	0	13,560	13,560	-
6250 Bldg Impr - AE Fee	187,585	419,782	6,001,961	6,118,330	1,357.50
6251 Bldg Impr - Blueprint	52,640	28,759	30,090	31,658	10.08
6252 Bldg Impr - Construction	0	0	242,000	242,000	-
6253 Bldg Impr - Contracted Svcs	329,436	3,875,393	22,112,770	22,300,662	475.44
6254 Bldg Impr - Demolition	0	0	3,070,099	3,070,099	-
6255 Bldg Impr - DSA Fees	0	41,997	99,717	75,332	79.37
6256 Bldg Impr - Engineering Costs	9,387	10,800	142,478	245,538	2,173.50
6258 Bldg Impr - Equipment	0	0	37	37	-
6259 Bldg Impr - Facility	0	(331,671)	331,671	331,671	(200.00)
6262 Bldg Impr - Legal Expenses	0	0	30,000	30,000	-
6265 Bldg Impr - Relocation	732	20,970	144,911	134,127	539.61
6268 Bldg Impr - Precon Services	14,000	0	56,714	56,714	-

**Rancho Santiago Community College District**  
**Adopted Budget**  
**2022-23**

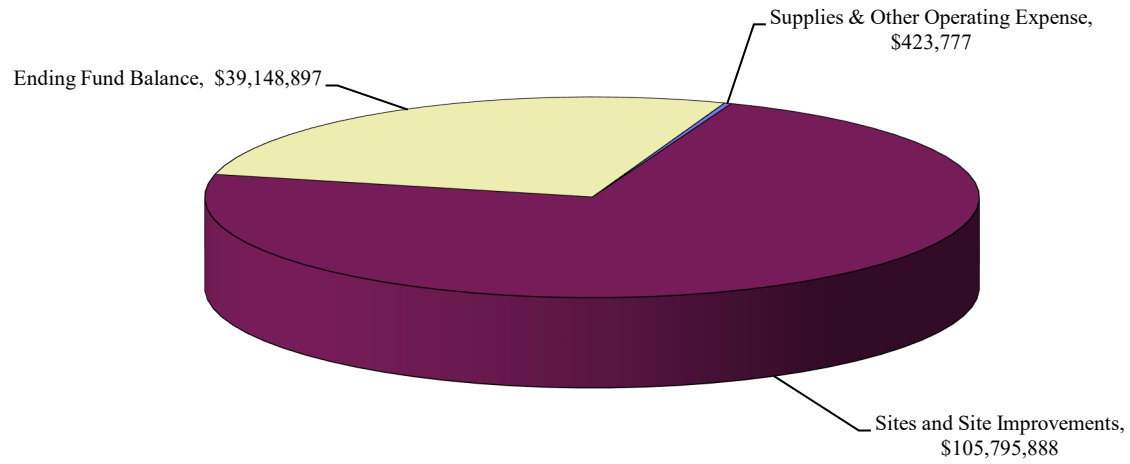
<b>Capital Outlay Projects Fund - Fund 41</b>					
<b>Expenditure Budget</b>					
<b>Expenditures by Object</b>	<b>2020-21 Actual Expenses</b>	<b>2021-22 Actual Expenses</b>	<b>2022-23 Tentative Budget</b>	<b>2022-23 Adopted Budget</b>	<b>% change 22/23 Adopt/ 21/22 Actual</b>
6269 Bldg Impr - Commissioning	2,700	9,520	85,765	81,520	756.30
6270 Bldg Impr - Spcl Ins/Mat Tes	578	4,259	138,868	144,868	3,301.46
6271 Bldg Impr - DSA Project Insp	144,146	112,000	371,801	342,176	205.51
6272 Bldg Impr - Cost Estimating	18,000	34,678	265,022	251,276	624.60
6273 Bldg Impr - Haz Mat	3,376	13,127	89,166	75,466	474.89
6274 Bldg Impr - Geotech/G	18,370	0	8,020	8,020	-
6277 Bldg Impr - Utility L	0	0	25,000	25,000	-
6278 Bldg Impr - Land Survey	14,774	0	226	226	-
6279 Bldg Impr - CEQA	0	0	74,912	74,912	-
6280 Bldg Impr - Environmental	28,878	39,219	940,197	942,430	2,302.99
6281 Bldg Impr - Utility F	848	0	55,152	55,152	-
6282 Bldg Impr - City Permit/Fees	0	0	60,000	60,000	-
6283 Bldg Impr - Other Services	86,920	311,288	351,334	349,971	12.43
6284 Bldg Impr - Materials	0	0	1,770,782	2,139,881	-
6285 Bldg Impr - Constructab	0	0	40,000	40,000	-
6286 Bldg Impr - Planning & Project	617,816	843,687	1,777,778	3,771,076	346.98
Subtotal	5,148,042	15,122,180	66,761,671	80,736,323	433.89
6400 Equipment	215,885	56,304	1,372,640	1,731,148	2,974.64
6900 Project Contingencies	0	0	18,788,263	16,688,384	-
Subtotal, Expenditures (1000 - 6000)	7,573,761	17,069,208	93,363,832	106,219,665	522.29
7900 Reserve for Contingencies					
7910 Unrestricted Contingency	96,940,834	109,300,940	13,656,671	13,403,504	(87.74)
7920 Restricted Contingency	0	0	42,005,925	25,745,393	-
	96,940,834	109,300,940	55,662,596	39,148,897	(64.18)
<b>Total Expenditures, Other Outgo and Ending Fund Balance</b>	<b>\$104,514,595</b>	<b>\$126,370,148</b>	<b>\$149,026,428</b>	<b>\$145,368,562</b>	<b>15.03</b>

**Rancho Santiago Community College District**  
*Adopted Budget 2022-23*  
**Capital Outlay Projects Fund - Fund 41**

**Revenue by Source**



**Expenditures by Object**



**Rancho Santiago Community College District**  
*Adopted Budget*  
**2022-23**

General Obligation Bond Fund  
Measure Q

This General Obligation Bond Fund is used exclusively to account for activity associated with Measure Q, an initiative approved by the electorate of the Santa Ana College Facilities Improvement District No. 1 in November 2012. This measure authorizes the District to issue up to \$198 million in general obligation bonds to finance renovation, repair and construction at Santa Ana College. The first issuance of \$70,585,000 was issued October of 2014. A second issuance of \$70,600,000 was issued December of 2017. A third and final issuance of \$56,815,000 was issued September of 2019. Activities in this fund reflect the expenditures from the remaining issuances and refunding.

These bond funds are used for property acquisitions, planning, infrastructure creation and enhancements, new capital construction projects, equipment acquisitions, and remodeling projects.

Under the requirements of the bond, an oversight committee meets regularly to ensure the District meets all requirements set forth in the bond measure.

This fund was fully expended by June 30, 2022.

**Rancho Santiago Community College District**  
*Adopted Budget*  
**2022-23**

**General Obligation Bond Fund - Measure Q - Fund 43**  
**Revenue Budget**

<u>Revenue by Source</u>	<b>2020-21 Actual Revenue</b>	<b>2021-22 Actual Revenue</b>	<b>2022-23 Tentative Budget</b>	<b>2022-23 Adopted Budget</b>	<b>% change 22/23 Adopt/ 21/22 Actual</b>
8800 Local Revenues					
8860 Interest & Investment Income	\$261,857	\$71,192	\$0	\$0	(100.00)
8867 Gain (Loss) on Invest	0	(28,591)	0	0	(100.00)
8893 Outlawed Checks	0	0	0	0	-
Total Local Revenues	<u>261,857</u>	<u>42,601</u>	<u>0</u>	<u>0</u>	(100.00)
8900 Other Financing Sources					
8940 Proceeds-Sale of Bonds	0	0	0	0	-
Total Other Financing Sources	<u>0</u>	<u>0</u>	<u>0</u>	<u>0</u>	-
Total Revenues and Other Financing Sources	<u>261,857</u>	<u>42,601</u>	<u>0</u>	<u>0</u>	(100.00)
Beginning Fund Balance	36,491,527	13,743,792	0	0	(100.00)
Adjustments to Beginning Fund Balance	0	0	0	0	-
Adjusted Beginning Fund Balance	<u>36,491,527</u>	<u>13,743,792</u>	<u>0</u>	<u>0</u>	(100.00)
Total Revenues, Other Financing Sources and Beginning Fund Balance	<u>\$36,753,384</u>	<u>\$13,786,393</u>	<u>\$0</u>	<u>\$0</u>	(100.00)

**Rancho Santiago Community College District**  
*Adopted Budget*  
**2022-23**

**General Obligation Bond Fund - Measure Q - Fund 43**  
**Expenditure Budget**

<u>Expenditures by Object</u>	2020-21 Actual Expenses	2021-22 Actual Expenses	2022-23 Tentative Budget	2022-23 Adopted Budget	% change 22/23 Adopt/ 21/22 Actual
4000 Books and Supplies					
4610 Non-Instructional Supplies	\$112,640	\$116,091	\$0	\$0	(100.00)
5000 Other Operating Expenses					
5885 Investment & Interest Expense	15,915	6,863	0	0	(100.00)
6200 Buildings					
6201 Buildings - Architects Fee	30,475	0	0	0	-
6202 Buildings - Blueprint/Reprod	10,260	0	0	0	-
6203 Buildings - Construction Mgmt	555,906	0	0	0	-
6205 Buildings - Contracted Svcs	552,622	10,945,709	0	0	(100.00)
6207 Buildings - DSA Fees	0	17,727	0	0	(100.00)
6213 Buildings - Labor Compliance	36,500	6,000	0	0	(100.00)
6214 Buildings - Legal Expenses	370,893	112,189	0	0	(100.00)
6217 Buildings - Relocation/Moving	1,300	55,076	0	0	(100.00)
6223 Buildings - Commissioning	110,709	710	0	0	(100.00)
6224 Buildings - Spcl Ins/Mat Tes	1,206	0	0	0	-
6225 Buildings - DSA Project Insp	26,574	0	0	0	-
6228 Buildings - Geotech/Geohaz	1,786	0	0	0	-
6230 Buildings - OCIP	34,118	0	0	0	-
6231 Buildings - SWPPP	553	0	0	0	-
6238 Buildings - Other Ser	20,332	12,952	0	0	(100.00)
6250 Bldg Impr - AE Fee	306,098	184,191	0	0	(100.00)
6252 Bldg Impr - Construction Mgmt	508,570	118,454	0	0	(100.00)
6253 Bldg Impr - Contracted Svcs	16,689,127	665,756	0	0	(100.00)



**Rancho Santiago Community College District**  
*Adopted Budget*  
**2022-23**

**General Obligation Bond Fund - Measure Q - Fund 43**  
**Expenditure Budget**

<u>Expenditures by Object</u>	2020-21 Actual Expenses	2021-22 Actual Expenses	2022-23 Tentative Budget	2022-23 Adopted Budget	% change 22/23 Adopt/ 21/22 Actual
6255 Bldg Impr - DSA Fees	0	144,062	0	0	(100.00)
6259 Bldg Impr - Facility Lease	(1)	0	0	0	-
6261 Bldg Impr - Labor Comp/CSWPA	54,856	0	0	0	-
6265 Bldg Impr - Relocation/Moving	19,259	6,324	0	0	(100.00)
6269 Bldg Impr - Commissioning	53,269	1,000	0	0	(100.00)
6270 Bldg Impr - Spcl Ins/Mat Tes	25,487	0	0	0	-
6271 Bldg Impr - DSA Project Insp	164,836	0	0	0	-
6274 Bldg Impr - Geotech/Geohaz	36,110	0	0	0	-
6275 Bldg Impr - OCIP	317,808	13,248	0	0	(100.00)
6276 Bldg Impr - SWPPP	553	0	0	0	-
6283 Bldg Impr - Other Ser	17,761	807	0	0	(100.00)
Subtotal	19,946,967	12,284,205	0	0	(100.00)
6400 Equipment	2,934,070	1,379,234	0	0	(100.00)
Subtotal (6000)	22,881,037	13,663,439	0	0	(100.00)
Subtotal Expenditures (1000 - 7000)	23,009,592	13,786,393	0	0	(100.00)
7900 Reserve for Contingencies					
7920 Restricted Contingency	13,743,792	0	0	0	-
Total Expenditures, Other Outgo & Ending Fund Balance	\$36,753,384	\$13,786,393	\$0	\$0	(100.00)

**Rancho Santiago Community College District**  
*Adopted Budget*  
**2022-23**

Self-Insurance Funds

The internal Self-Insurance Funds are used to account for the financing of goods or services provided by one department or organizational unit to other units. The Self-Insurance Funds are the funds designated to account for income and expenditures of self-insurance programs.

The fund shall account for all activities of the self-insurance program and shall be operated as an internal service fund. In accordance with Internal Service Fund accounting, the Self-Insurance Funds shall charge other funds for their proportionate share of the estimated claims and expenses incurred plus contingencies and reflect the receipt of monies as revenue.

The District has established separate Self-Insurance Funds for two types of self-insurance activity: property and liability insurance (Fund 61) and worker's compensation (Fund 62). All losses or claims covered by the Self-Insurance Funds are paid directly from the respective Self-Insurance Fund. If all funds of a district are combined to reflect total district revenues and expenditures, the Self-Insurance Funds revenues and expenditures are excluded since inclusion would overstate the totals, however, aggregate balance sheets would include the Self-Insurance Funds.

**Rancho Santiago Community College District**  
*Adopted Budget*  
**2022-23**

**Self-Insurance Fund - Property and Liability - Fund 61**  
**Revenue Budget**

<u>Revenue by Source</u>	<b>2020-21 Actual Revenue</b>	<b>2021-22 Actual Revenue</b>	<b>2022-23 Tentative Budget</b>	<b>2022-23 Adopted Budget</b>	<b>% change 22/23 Adopt/ 21/22 Actual</b>
8800 Local Revenues					
8839 All Other Contract Services	\$1,970,000	\$1,970,000	\$1,970,000	\$1,970,000	-
8860 Interest & Investment Income	41,825	28,163	30,000	30,000	6.52
8866 Gain (Loss) on Invest-Realized	11,777	(11,777)	0	0	(100.00)
8890 Other Local Revenues	0	0	0	0	-
Total Local Revenues	<u>2,023,602</u>	<u>1,986,386</u>	<u>2,000,000</u>	<u>2,000,000</u>	0.69
8900 Other Financing Sources					
8981 Interfund Transfers In	0	0	0	0	-
Total Other Financing Sources	<u>0</u>	<u>0</u>	<u>0</u>	<u>0</u>	-
Total Revenues	2,023,602	1,986,386	2,000,000	2,000,000	0.69
Beginning Fund Balance	<u>5,499,721</u>	<u>5,907,676</u>	<u>5,907,676</u>	<u>6,049,898</u>	2.41
Total Revenues and Beginning Fund Balance	<u><u>\$7,523,323</u></u>	<u><u>\$7,894,062</u></u>	<u><u>\$7,907,676</u></u>	<u><u>\$8,049,898</u></u>	1.97

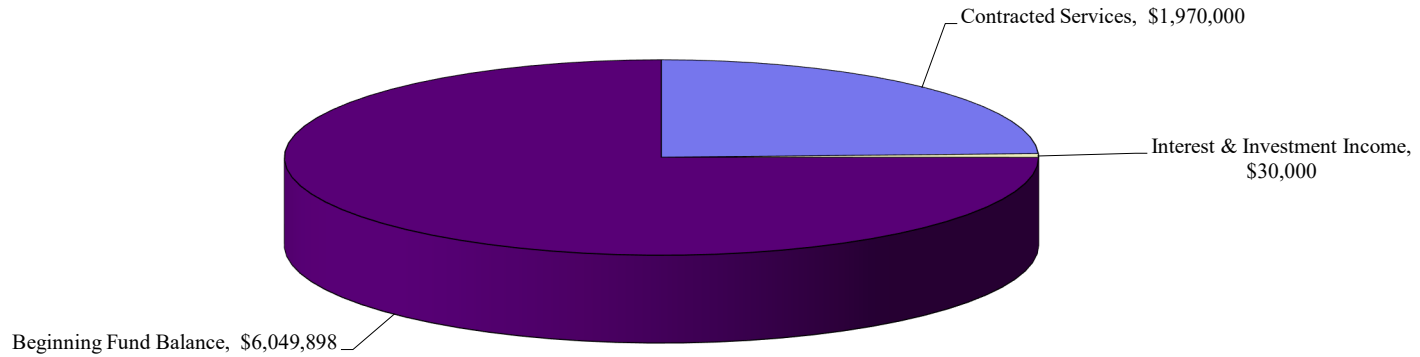
**Rancho Santiago Community College District**  
*Adopted Budget*  
**2022-23**

**Self-Insurance Fund - Property and Liability - Fund 61**  
**Expenditure Budget**

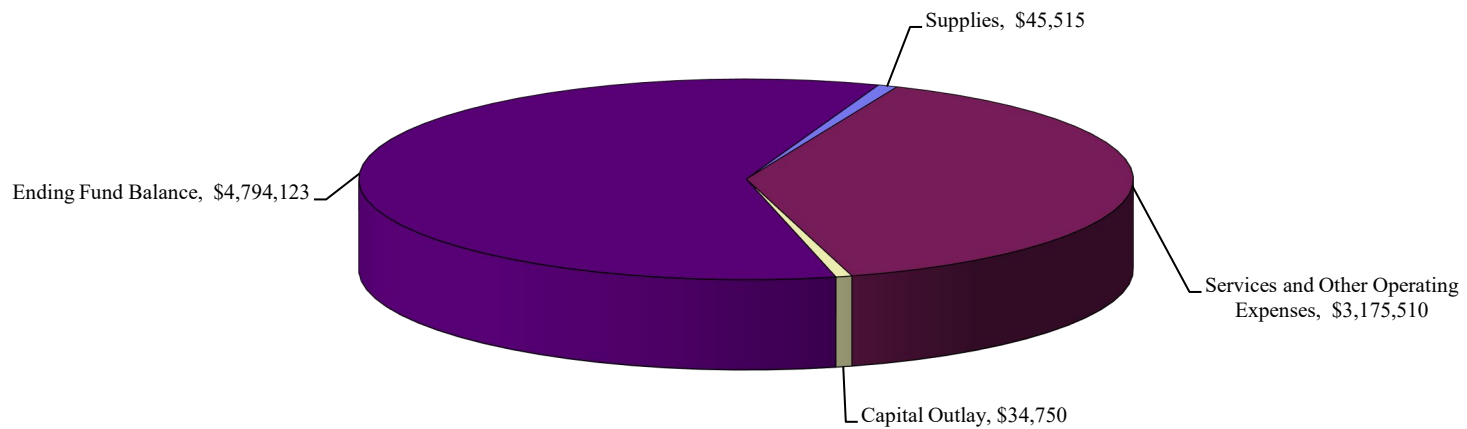
<u>Expenditures by Object</u>	<b>2020-21 Actual Expenses</b>	<b>2021-22 Actual Expenses</b>	<b>2022-23 Tentative Budget</b>	<b>2022-23 Adopted Budget</b>	<b>% change 22/23 Adopt/ 21/22 Actual</b>
4000 Supplies					
4310 Instructional Supplies	\$0	\$0	\$40,000	\$40,000	-
4610 Non-instructional Supplies	532	(53,532)	5,515	5,515	(110.30)
Subtotal	<u>532</u>	<u>(53,532)</u>	<u>45,515</u>	<u>45,515</u>	(185.02)
5000 Services and Other Operating Expenses					
5100 Personal & Consultant Svcs	39,602	97,422	77,491	77,491	(20.46)
5400 Insurance	1,465,600	1,536,719	1,913,756	2,355,819	53.30
5500 Utilities & Housekeeping	18,453	40,053	30,000	30,000	(25.10)
5700 Legal, Election & Audit Exp	93,868	179,423	588,500	588,500	228.00
5800 Other Operating Exp & Services	2,962	2,929	45,500	45,500	1,453.43
5900 Other	(5,370)	15,558	78,200	78,200	402.64
Subtotal	<u>1,615,115</u>	<u>1,872,104</u>	<u>2,733,447</u>	<u>3,175,510</u>	69.62
6000 Capital Outlay					
6100 Sites & Sites Improvement	0	0	0	0	-
6400 Equipment	0	25,592	34,750	34,750	35.78
7000 Other Outgo					
7300 Interfund Transfer Out	0	0	0	0	-
Subtotal, Expenditures (1000 - 7000)	<u>1,615,647</u>	<u>1,844,164</u>	<u>2,813,712</u>	<u>3,255,775</u>	76.54
7900 Reserve for Contingencies					
7940 Reserved for Special Purposes	5,907,676	6,049,898	5,093,964	4,794,123	(20.76)
<b>Total Expenditures and Ending Fund Balance</b>	<u><u>\$7,523,323</u></u>	<u><u>\$7,894,062</u></u>	<u><u>\$7,907,676</u></u>	<u><u>\$8,049,898</u></u>	1.97

**Rancho Santiago Community College District**  
*Adopted Budget 2022-23*  
**Self-Insurance Fund - Property and Liability - Fund 61**

**Revenue by Source**



**Expenditures by Object**



**Rancho Santiago Community College District**  
*Adopted Budget*  
**2022-23**

**Self-Insurance Fund - Workers' Compensation - Fund 62**  
**Revenue Budget**

<u>Revenue by Source</u>	<b>2020-21 Actual Revenue</b>	<b>2021-22 Actual Revenue</b>	<b>2022-23 Tentative Budget</b>	<b>2022-23 Adopted Budget</b>	<b>% change 22/23 Adopt/ 21/22 Actual</b>
8600 State Revenues					
8699 Other Misc State Revenue	\$3,018	\$0	\$0	\$0	-
8800 Local Revenues					
8839 All Other Contract Services	2,155,372	2,277,678	3,053,193	3,053,193	34.05
8860 Interest & Investment Income	27,035	17,115	20,000	20,000	16.86
8866 Gain (Loss) on Invest-Realized	8,068	(8,068)	0	0	(100.00)
Total Revenues	2,193,493	2,286,725	3,073,193	3,073,193	34.39
Beginning Fund Balance	3,028,874	3,850,064	3,850,064	3,880,626	0.79
Total Revenues and Beginning Fund Balance	\$5,222,367	\$6,136,789	\$6,923,257	\$6,953,819	13.31

**Rancho Santiago Community College District**  
*Adopted Budget*  
**2022-23**

**Self-Insurance Fund - Workers' Compensation - Fund 62**  
**Expenditure Budget**

<u>Expenditures by Object</u>	2020-21 Actual Expenses	2021-22 Actual Expenses	2022-23 Tentative Budget	2022-23 Adopted Budget	% change 22/23 Adopt/ 21/22 Actual
1000    Certificated Salaries					
1200 Non-instructional Salaries, Regular Contract	\$40,300	\$0	\$0	\$0	-
2000    Classified Salaries					
2100 Non-instructional Salaries, Regular Full Time	248,413	302,394	317,783	307,504	1.69
2300 Non-instructional Salaries, Other	0	0	0	10,279	-
	<u>248,413</u>	<u>302,394</u>	<u>317,783</u>	<u>317,783</u>	5.09
3000    Employee Benefits					
3100 State Teachers' Retirement System Fund	8,341	0	0	0	-
3200 Public Employees' Retirement System Fund	50,968	64,991	80,260	80,260	23.49
3300 Old Age, Survivors, Disability, and Health Ins.	19,863	22,796	23,957	23,957	5.09
3400 Health and Welfare Benefits	48,964	48,211	49,979	49,979	3.67
3500 State Unemployment Insurance	142	1,489	630	630	(57.69)
3600 Workers' Compensation Insurance	4,407	4,615	4,699	4,699	1.82
3900 Other Benefits	6,110	6,363	6,655	6,655	4.59
Subtotal	<u>138,795</u>	<u>148,465</u>	<u>166,180</u>	<u>166,180</u>	11.93
4000    Supplies					
4600 Non-Instructional Supplies	1,546	39	8,374	8,374	21,371.79

**Rancho Santiago Community College District**  
*Adopted Budget*  
**2022-23**

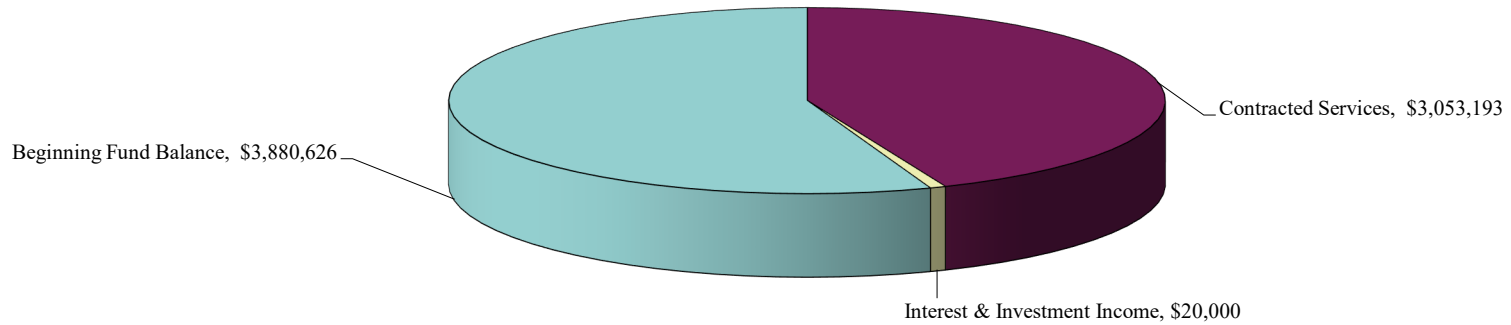
**Self-Insurance Fund - Workers' Compensation - Fund 62**  
**Expenditure Budget**

<u>Expenditures by Object</u>	<b>2020-21 Actual Expenses</b>	<b>2021-22 Actual Expenses</b>	<b>2022-23 Tentative Budget</b>	<b>2022-23 Adopted Budget</b>	<b>% change 22/23 Adopt/ 21/22 Actual</b>
5000 Services and Other Operating Expenses					
5100 Consultants and Contracted Services	7,743	0	13,750	13,750	-
5200 Conference Expenses	0	0	600	600	-
5400 Insurance	933,601	1,803,614	2,073,613	2,223,613	23.29
5800 Other Operating Exp & Services	1,905	1,651	6,050	6,050	266.44
Subtotal	<u>943,249</u>	<u>1,805,265</u>	<u>2,094,013</u>	<u>2,244,013</u>	24.30
6000 Capital Outlay	0	0	6,200	6,200	-
Subtotal, Expenditures (1000 - 6000)	<u>1,372,303</u>	<u>2,256,163</u>	<u>2,592,550</u>	<u>2,742,550</u>	21.56
7000 Other Outgo					
7300 Interfund Transfer Out	0	0	0	0	-
7900 Reserve for Contingencies					
7940 Reserved for Special Purposes	<u>3,850,064</u>	<u>3,880,626</u>	<u>4,330,707</u>	<u>4,211,269</u>	8.52
<b>Total Expenditures and Ending Fund Balance</b>	<u><u>\$5,222,367</u></u>	<u><u>\$6,136,789</u></u>	<u><u>\$6,923,257</u></u>	<u><u>\$6,953,819</u></u>	13.31

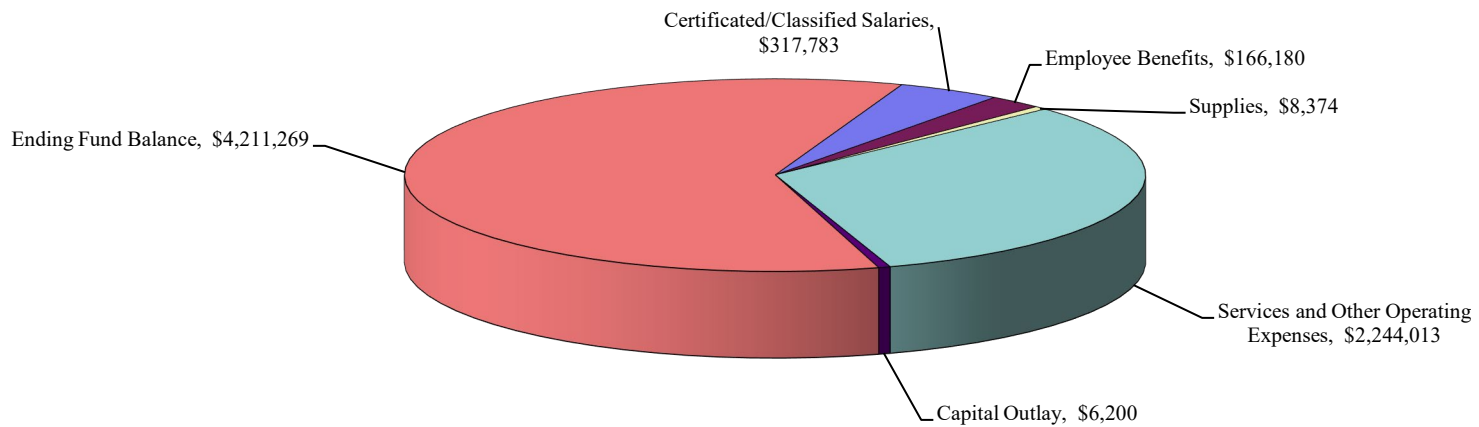


**Rancho Santiago Community College District**  
*Adopted Budget 2022-23*  
**Self-Insurance Fund - Workers' Compensation - Fund 62**

**Revenue by Source**



**Expenditures by Object**



**Rancho Santiago Community College District**  
*Adopted Budget*  
**2022-23**

Retiree Benefits Fund

As part of the collective bargaining agreements and Board policies, the District offers benefits to eligible employees for their post-employment healthcare benefits. Each year, the District is required to calculate this cost, through an independent actuarial assessment, associated with current employees and retired employees in order to properly record this liability within the District's annual financial statements and to determine the annual funding requirement.

This fund is used to account for a portion of the monies accumulated to pay the district's future obligation for retirees' benefits as determined by the actuarial assessments performed. Accounting principles provide that the cost of retiree benefits should be "accrued" over employees' working lifetime. The Governmental Accounting Standards Board (GASB) issued in 2015 Accounting Statements 74 and 75 for retiree health benefits. These standards apply to all public employers that pay any part of the cost of retiree health benefits for current or future retirees, and the district complies with these standards.

At the end of fiscal year 2018/19, the District opened an irrevocable trust (Fund 78) with \$40 million of the accumulated funds. Rather than sequestering all of the funds in an irrevocable trust, the District accounts for a portion of the deposits within this separate fund (Fund 63) of the District.

Cash balance as of June 30, 2022 is \$43,196,982

**Rancho Santiago Community College District**  
*Adopted Budget*  
**2022-23**

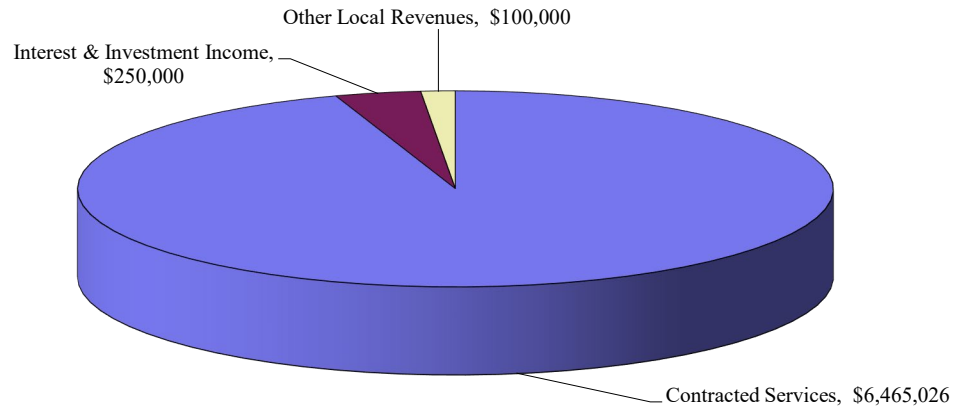
<b>Retiree Benefits Fund - Fund 63</b>					
<b>Revenue Budget</b>					
<u>Revenue by Source</u>	<b>2020-21 Actual Revenue</b>	<b>2021-22 Actual Revenue</b>	<b>2022-23 Tentative Budget</b>	<b>2022-23 Adopted Budget</b>	<b>% change 22/23 Adopt/ 21/22 Actual</b>
8800 Local Revenues					
8839 All Other Contract Services	\$10,224,861	\$11,184,041	\$6,465,026	\$6,465,026	(42.19)
8860 Interest & Investment Income	339,135	228,583	250,000	250,000	9.37
8866 Gain (Loss) on Invest-Realized	83,962	(83,962)	0	0	(100.00)
8890 Other Local Revenues	252,624	239,681	100,000	100,000	(58.28)
Total Local Revenues	<u>10,900,582</u>	<u>11,568,343</u>	<u>6,815,026</u>	<u>6,815,026</u>	(41.09)
8900 Other Financing Sources					
8981 Interfund Transfers In	0	0	0	0	-
Total Revenues	<u>10,900,582</u>	<u>11,568,343</u>	<u>6,815,026</u>	<u>6,815,026</u>	(41.09)
Beginning Fund Balance	(35,701,564)	(39,040,199)	(40,700,406)	(35,963,268)	(7.88)
<b>Total Revenues and Beginning Fund Balance</b>	<u><u>(\$24,800,982)</u></u>	<u><u>(\$27,471,856)</u></u>	<u><u>(\$33,885,380)</u></u>	<u><u>(\$29,148,242)</u></u>	6.10

**Rancho Santiago Community College District**  
*Adopted Budget*  
**2022-23**

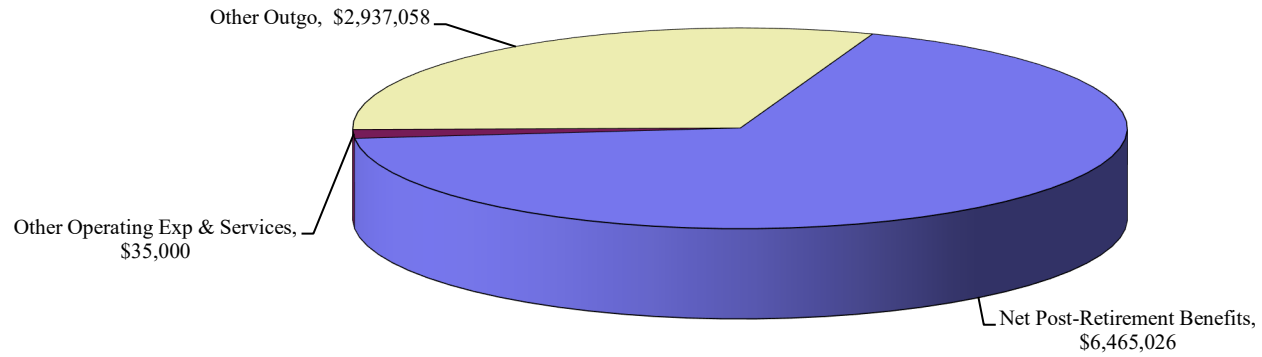
<b>Retiree Benefits Fund - Fund 63</b>					
<b>Expenditure Budget</b>					
<u><b>Expenditures by Object</b></u>	<b>2020-21 Actual Expenses</b>	<b>2021-22 Actual Expenses</b>	<b>2022-23 Tentative Budget</b>	<b>2022-23 Adopted Budget</b>	<b>% change 22/23 Adopt/ 21/22 Actual</b>
3000 Employee Benefits					
3400 Net Post-Retirement Benefits	\$10,224,861	\$6,465,026	\$10,478,640	\$6,465,026	-
5000 Other Operating Exp & Services					
5885 Investment & Interest Expense	23,835	33,540	35,000	35,000	4.35
7000 Other Outgo					
7300 Interfund Transfers Out	3,990,521	1,992,846	2,500,000	2,937,058	47.38
Subtotal, Expenditures (1000 - 7000)	14,239,217	8,491,412	13,013,640	9,437,084	11.14
7900 Reserve for Contingencies					
7940 Reserved for Special Purposes	(39,040,199)	(35,963,268)	(46,899,020)	(38,585,326)	7.29
Total Expenditures and Ending Fund Balance	(\$24,800,982)	(\$27,471,856)	(\$33,885,380)	(\$29,148,242)	6.10

**Rancho Santiago Community College District**  
*Adopted Budget 2022-23*  
**Retiree Benefit Fund - Fund 63**

**Revenue by Source**



**Expenditures by Object**



**Rancho Santiago Community College District**  
*Adopted Budget*  
**2022-23**

Associated Students Fund

The Associated Students Fund is designated to account for the monies held in trust by the district for organized student body associations. In a multi-college district, such a fund may be established for each college's student body. This fund is used for raising and expending money to promote the general welfare, morale, and educational experience of the student body.

**Rancho Santiago Community College District**  
*Adopted Budget*  
**2022-23**

**Associated Students Fund - Fund 71**  
**Revenue Budget**

<u>Revenue by Source</u>	<b>2020-21 Actual Revenue</b>	<b>2021-22 Actual Revenue</b>	<b>2022-23 Tentative Budget</b>	<b>2022-23 Adopted Budget</b>	<b>% change 22/23 Adopt/ 21/22 Actual</b>
8600 State Revenues					
8699 Other Misc State Revenue	\$0	\$0	\$0	\$0	-
8800 Local Revenues					
8860 Interest & Investment Income	5,910	4,656	3,000	3,000	(35.57)
8870 Other Student Fees and Charges	(97,605)	0	200,000	200,000	-
8885 Student ID & ASB Fees	405,693	410,373	164,680	146,150	(64.39)
8890 Other Local Revenues	0	0	7,000	7,000	-
Total Local Revenues	<u>313,998</u>	<u>415,029</u>	<u>374,680</u>	<u>356,150</u>	(14.19)
8900 Other Financing Sources					
8983 Intrafund Transfers In	0	0	0	0	-
Total Revenues and Other Financing Sources	<u>313,998</u>	<u>415,029</u>	<u>374,680</u>	<u>356,150</u>	(14.19)
Beginning Fund Balance	<u>1,316,667</u>	<u>1,312,937</u>	<u>1,327,937</u>	<u>1,392,697</u>	6.07
<b>Total Revenues, Other Financing Sources and Beginning Fund Balance</b>	<u><u>\$1,630,665</u></u>	<u><u>\$1,727,966</u></u>	<u><u>\$1,702,617</u></u>	<u><u>\$1,748,847</u></u>	1.21

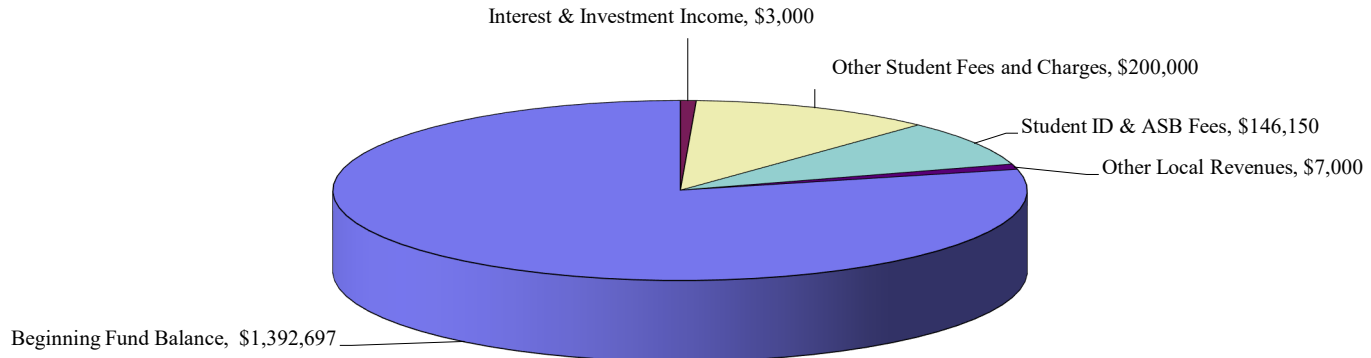
**Rancho Santiago Community College District**  
*Adopted Budget*  
**2022-23**

		<b>Associated Students Fund - Fund 71</b>				
		<b>Expenditure Budget</b>				
<b><u>Expenditures by Object</u></b>		<b>2020-21</b>	<b>2021-22</b>	<b>2022-23</b>	<b>2022-23</b>	<b>% change</b>
		<b>Actual</b>	<b>Actual</b>	<b>Tentative</b>	<b>Adopted</b>	<b>22/23 Adopt/ 21/22 Actual</b>
		<b>Expenses</b>	<b>Expenses</b>	<b>Budget</b>	<b>Budget</b>	
2000	Classified Salaries	\$147,879	\$137,620	\$265,672	\$265,672	93.05
3000	Employee Benefits	56,495	46,637	50,957	50,957	9.26
4000	Supplies & Materials	0	0	33,000	33,000	-
5000	Other Operating Exp & Services	113,354	151,012	307,850	274,277	81.63
6000	Capital Outlay	0	0	30,000	30,000	-
	Subtotal, Expenditures (1000 - 6000)	<u>317,728</u>	<u>335,269</u>	<u>687,479</u>	<u>653,906</u>	95.04
7200/7300	Intrafund/Interfund Transfers Out	<u>0</u>	<u>0</u>	<u>0</u>	<u>0</u>	-
	Subtotal Expenditures (1000 - 7000)	<u>317,728</u>	<u>335,269</u>	<u>687,479</u>	<u>653,906</u>	95.04
7900	Reserve for Contingencies					
7910	Unrestricted Contingency	1,312,937	1,392,697	1,015,138	1,094,941	(21.38)
Total Expenditures and Ending Fund Balance		<u><u>\$1,630,665</u></u>	<u><u>\$1,727,966</u></u>	<u><u>\$1,702,617</u></u>	<u><u>\$1,748,847</u></u>	1.21

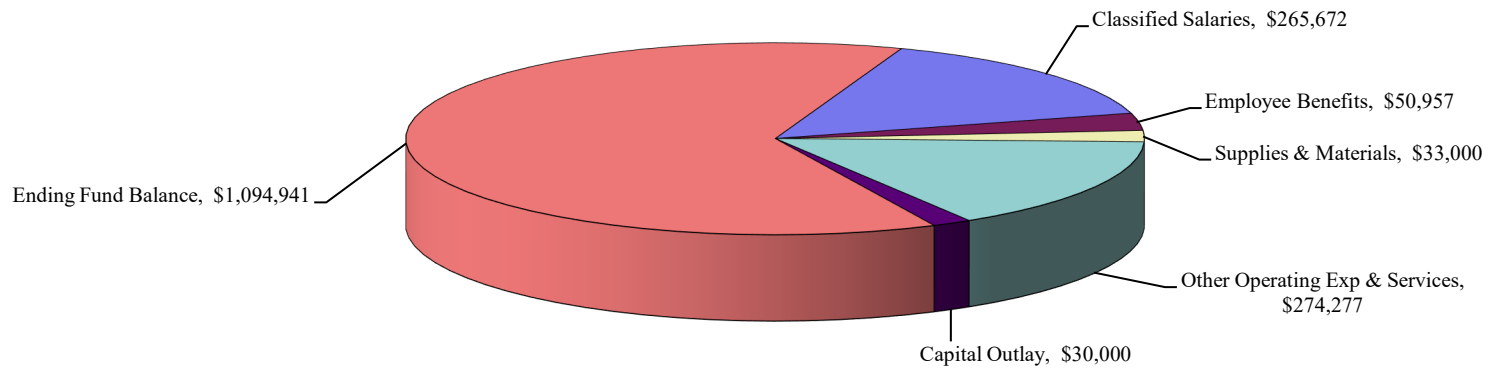


**Rancho Santiago Community College District**  
*Adopted Budget 2022-23*  
**Associated Students Fund - Fund 71**

**Revenue by Source**



**Expenditures by Object**



**Rancho Santiago Community College District**  
*Adopted Budget*  
**2022-23**

Representation Fee Trust Fund

The Student Representation Fee Trust Fund is used to account for moneys collected pursuant to *EC § 76060.5*. The fee amount is set at \$2 per semester. Half of the fee is to be expended to provide for the support of governmental affairs representatives who may be stating their positions and viewpoints before city, county, and district governments and before offices and agencies of the State government. The second half of the fee is remitted to the State Chancellor's office to be expended in support of the operation of operation of the statewide community college student organization.

Student Representation Fee Trust Fund moneys shall be expended in accordance with procedures established by the student body with the requirements of *EC § 76063*.

**Rancho Santiago Community College District**  
*Adopted Budget*  
**2022-23**

**Representation Fee Trust Fund - Fund 72**  
**Revenue Budget**

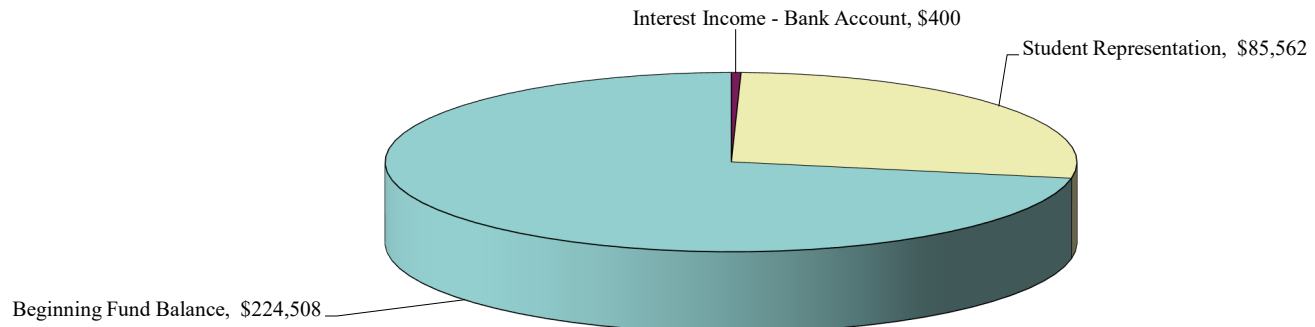
<u>Revenues by Source</u>	2020-21 Actual Revenue	2021-22 Actual Revenue	2022-23 Tentative Budget	2022-23 Adopted Budget	% change 22/23 Adopt/ 21/22 Actual
8800 Local Revenues					
8861 Interest Income - Bank Account	\$831	\$1,056	\$400	\$400	(62.12)
8887 Student Representation	70,811	99,747	85,562	85,562	(14.22)
Total Revenues	<u>71,642</u>	<u>100,803</u>	<u>85,962</u>	<u>85,962</u>	(14.72)
Beginning Fund Balance	<u>164,642</u>	<u>226,641</u>	<u>229,811</u>	<u>224,508</u>	(0.94)
Total Revenues and Beginning Fund Balance	<u><u>\$236,284</u></u>	<u><u>\$327,444</u></u>	<u><u>\$315,773</u></u>	<u><u>\$310,470</u></u>	(5.18)

**Rancho Santiago Community College District**  
*Adopted Budget*  
**2022-23**

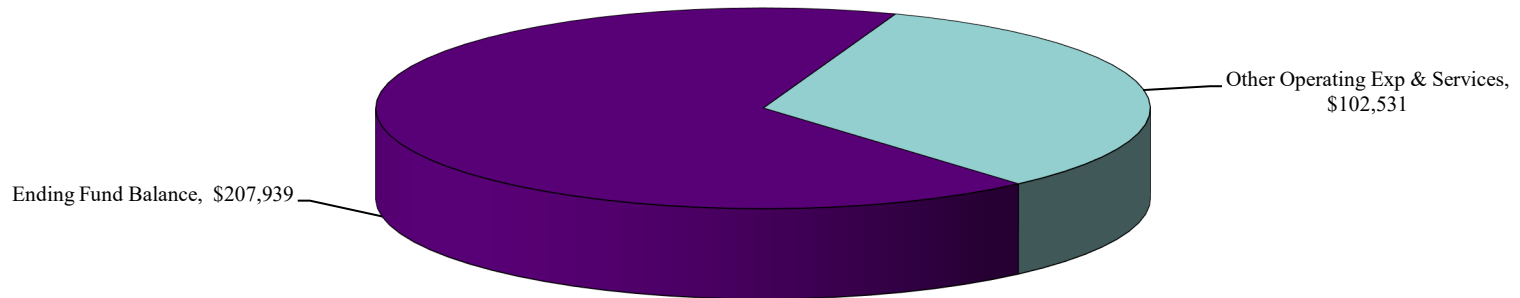
		<b>Representation Fee Trust Fund - Fund 72</b>				
		<b>Expenditure Budget</b>				
<b><u>Expenditures by Object</u></b>		<b>2020-21</b>	<b>2021-22</b>	<b>2022-23</b>	<b>2022-23</b>	<b>% change</b>
		<b>Actual</b>	<b>Actual</b>	<b>Tentative</b>	<b>Adopted</b>	<b>22/23 Adopt/ 21/22 Actual</b>
		<b>Expenses</b>	<b>Expenses</b>	<b>Budget</b>	<b>Budget</b>	
5000	Other Operating Exp & Services	\$9,643	\$102,936	\$102,531	\$102,531	(0.39)
	Subtotal, Expenditures (1000 - 7000)	9,643	102,936	102,531	102,531	(0.39)
7900	Reserve for Contingencies					
7910	Unrestricted Contingency	226,641	224,508	213,242	207,939	(7.38)
		226,641	224,508	213,242	207,939	(7.38)
	<b>Total Expenditures and Ending Fund Balance</b>	<b>\$236,284</b>	<b>\$327,444</b>	<b>\$315,773</b>	<b>\$310,470</b>	<b>(5.18)</b>

**Rancho Santiago Community College District**  
*Adopted Budget 2022-23*  
**Representation Fee Trust Fund - Fund 72**

**Revenue by Source**



**Expenditures by Object**



**Rancho Santiago Community College District**  
*Adopted Budget*  
**2022-23**

Student Financial Aid Fund

The Student Financial Aid Fund is the fund designated to account for the deposit and direct payment of government-funded student financial aid, including grants and loans or other similar purposes and the required district matching share of payments to students.

**Rancho Santiago Community College District**  
**Adopted Budget**  
**2022-23**

<b>Student Financial Aid Fund - Fund 74</b>					
<b>Revenue Budget</b>					
<b>Revenue by Source</b>	<b>2020-21 Actual Revenue</b>	<b>2021-22 Actual Revenue</b>	<b>2022-23 Tentative Budget</b>	<b>2022-23 Adopted Budget</b>	<b>% change 22/23 Adopt/ 21/22 Actual</b>
8100 Federal Revenues					
8120 Higher Education Act	\$40,825	\$56,205	\$15,950	\$30,021	(46.59)
8140 TANF	27,315	30,835	30,821	30,821	(0.05)
8150 Student Financial Aid	27,526,884	41,521,960	45,688,799	26,051,219	(37.26)
8199 Other Federal Revenue	82,100	257,648	0	480,514	86.50
Total Federal Revenue	<u>27,677,124</u>	<u>41,866,648</u>	<u>45,735,570</u>	<u>26,592,575</u>	(36.48)
8600 State Revenues					
8622 Extended Opportunity Programs & Services	445,260	719,575	520,474	909,726	26.43
8625 CalWORKs	524	0	0	0	-
8629 Other Categorical Apportionment-CARE	5,848,767	3,828,934	4,371,499	3,534,261	(7.70)
8659 Cal Grant & Other Reimb Categorical Allow	3,293,438	3,618,647	1,894,000	1,894,000	(47.66)
8699 Other Misc State Revenue	0	156,302	156,302	0	(100.00)
Total State Revenues	<u>9,587,989</u>	<u>8,323,458</u>	<u>6,942,275</u>	<u>6,337,987</u>	(23.85)
8800 Local Revenues					
8860 Interest & Investment Income	23,229	15,272	10,000	10,000	(34.52)
8866 Gain (Loss) on Invest-Realized	2,817	(2,817)	0	0	(100.00)
8890 Other Local Revenues	10,665	0	0	0	-
8893 Outlawed Checks	3,801	3,900	0	0	(100.00)
Total Local Revenues	<u>40,512</u>	<u>16,355</u>	<u>10,000</u>	<u>10,000</u>	(38.86)
Total Revenues	<u>37,305,625</u>	<u>50,206,461</u>	<u>52,687,845</u>	<u>32,940,562</u>	(34.39)
Beginning Fund Balance	<u>1,037,111</u>	<u>976,792</u>	<u>976,792</u>	<u>826,001</u>	(15.44)
<b>Total Revenues and Beginning Fund Balance</b>	<b><u><u>\$38,342,736</u></u></b>	<b><u><u>\$51,183,253</u></u></b>	<b><u><u>\$53,664,637</u></u></b>	<b><u><u>\$33,766,563</u></u></b>	<b>(34.03)</b>

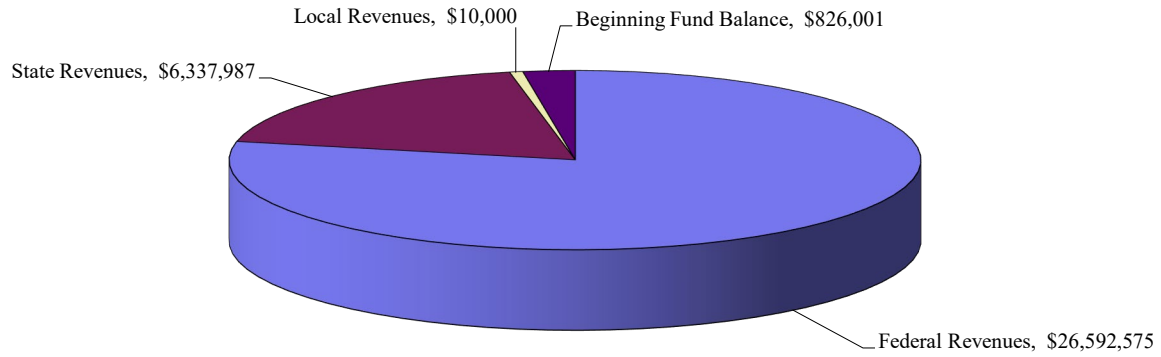
**Rancho Santiago Community College District**  
**Adopted Budget**  
**2022-23**

<b>Student Financial Aid Fund - Fund 74</b>					
<b>Expenditure Budget</b>					
<b><u>Expenditures by Object</u></b>	<b>2020-21</b>	<b>2021-22</b>	<b>2022-23</b>	<b>2022-23</b>	<b>% change</b>
	<b>Actual</b>	<b>Actual</b>	<b>Tentative</b>	<b>Adopted</b>	<b>22/23 Adopt/ 21/22 Actual</b>
	<b>Expenses</b>	<b>Expenses</b>	<b>Budget</b>	<b>Budget</b>	
5000 Services and Other Operating Expenses					
5810 Bank/Credit Card Use	\$0	\$0	\$2,025	\$2,025	-
5885 Investment & Interest Expense	1,022	573	2,532	2,532	341.88
5900 Other	0	0	1,075	1,075	-
Subtotal	1,022	573	5,632	5,632	882.90
7000 Other Outgo					
7502 Cal Grant B	3,259,538	3,612,947	1,894,000	1,894,000	(47.58)
7504 CARE Grant	30,253	76,181	46,721	46,721	(38.67)
7505 E O P S Grant	445,260	552,095	520,474	461,712	(16.37)
7506 F S E O G	874,005	875,200	681,900	638,405	(27.06)
7508 Pell Grant	19,243,134	19,864,175	23,501,154	23,501,154	18.31
7509 SSS Grant	28,000	56,205	15,000	15,045	(73.23)
7510 Upward Bound Student	0	0	0	14,976	-
7523 Pell Grant Over Awards	0	0	8,500	8,500	-
7525 CA College Promise Grant	49,480	84,000	80,000	50,000	(40.48)
7526 Student Success Completion Grant	2,721,588	2,477,022	2,973,956	2,371,090	(4.28)
7542 Federal Direct Loan	1,118,582	1,354,173	1,639,900	1,639,900	21.10
7590 Student Scholarships	8,648,325	20,268,189	20,165,468	905,595	(95.53)
7610 Books Paid for Student	0	203,180	0	503,164	
7630 Supplies Paid for Student	340,831	283,471	198,431	198,200	(30.08)
7640 Tuition Paid for Student	575,200	520,691	700,391	701,100	34.65
7675 Student Gift Cards	30,726	129,150	270,950	0	(100.00)
Subtotal	37,364,922	50,356,679	52,696,845	32,949,562	(34.57)
Subtotal, Expenditures (1000 - 7000)	37,365,944	50,357,252	52,702,477	32,955,194	(34.56)
7900 Reserve for Contingencies					
7910 Unrestricted Contingency	976,792	826,001	962,160	811,369	(1.77)
<b>Total Expenditures and Ending Fund Balance</b>	<b>\$38,342,736</b>	<b>\$51,183,253</b>	<b>\$53,664,637</b>	<b>\$33,766,563</b>	<b>(34.03)</b>

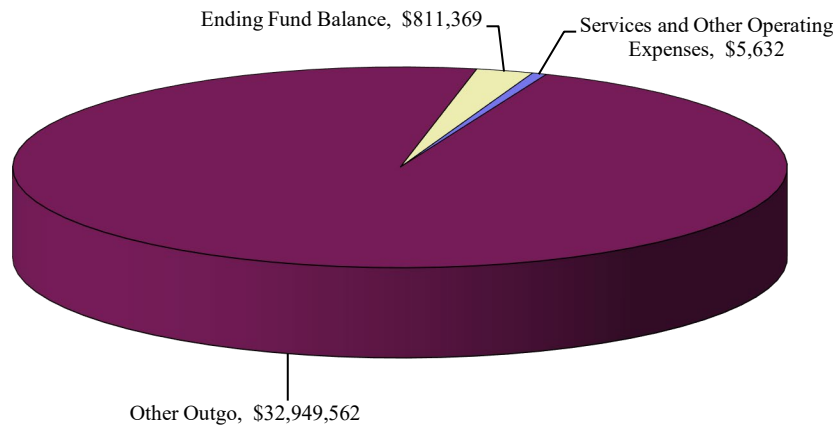


**Rancho Santiago Community College District**  
*Adopted Budget 2022-23*  
**Student Financial Aid Fund - Fund 74**

**Revenue by Source**



**Expenditures by Object**



**Rancho Santiago Community College District**  
*Adopted Budget*  
**2022-23**

Community Education Fund

The Community Education Fund is used to account for the revenues and expenditures related to the operation of classes for the Community Services Programs.

**Rancho Santiago Community College District**  
*Adopted Budget*  
**2022-23**

**Community Education Fund - Fund 76**  
**Revenue Budget**

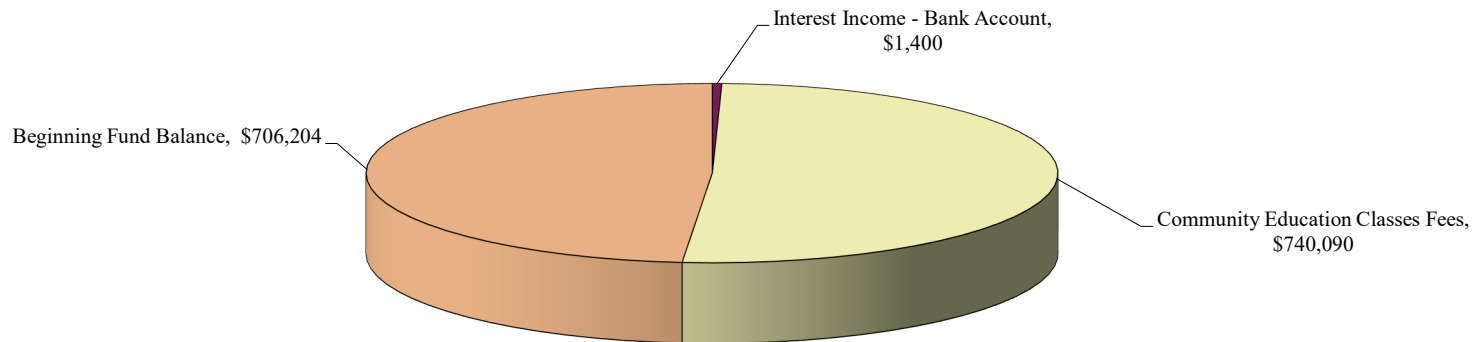
<u>Revenues by Source</u>	2020-21 Actual Revenue	2021-22 Actual Revenue	2022-23 Tentative Budget	2022-23 Adopted Budget	% change 22/23 Adopt/ 21/22 Actual
8600 State Revenues					
8699 Other Misc State Revenue	\$0	\$0	\$0	\$0	-
8800 Local Revenues					
8861 Interest Income - Bank Account	506	2,784	1,400	1,400	(49.71)
8872 Community Education Classes Fees	313,876	1,179,476	740,090	740,090	(37.25)
8890 Other Local Income	0	0	0	0	-
8900 Other Financing Sources					
8981 Interfund Transfers In	362,060	225,819	0	0	(100.00)
Total Revenues	676,442	1,408,079	741,490	741,490	(47.34)
Beginning Fund Balance	112,829	313,092	233,970	706,204	125.56
PY Adjustment	0	0	0	0	-
<b>Total Revenues and Beginning Fund Balance</b>	<b>\$789,271</b>	<b>\$1,721,171</b>	<b>\$975,460</b>	<b>\$1,447,694</b>	<b>(15.89)</b>

**Rancho Santiago Community College District**  
*Adopted Budget*  
**2022-23**

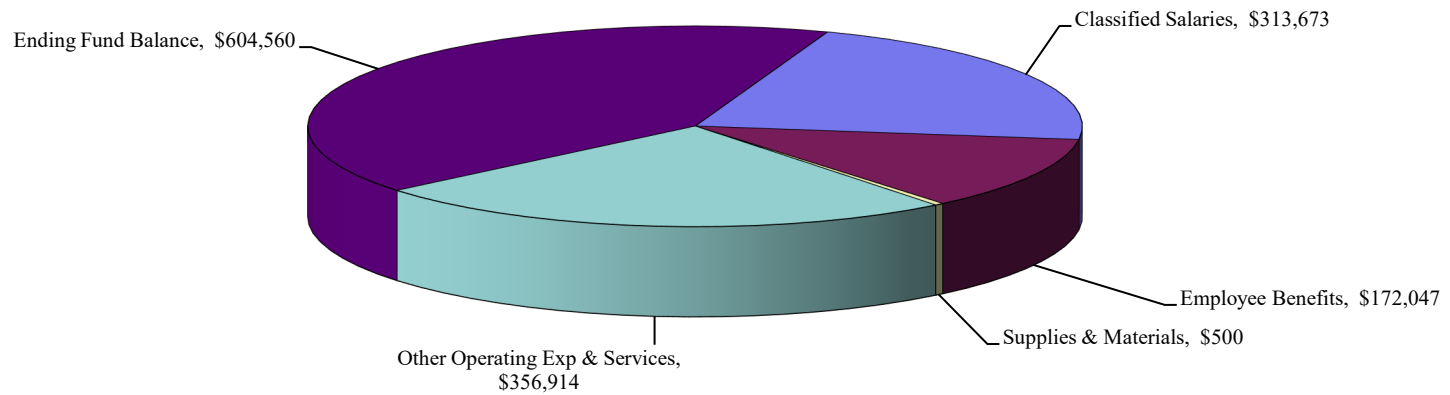
		<b>Community Education Fund - Fund 76</b>				
		<b>Expenditure Budget</b>				
<b><u>Expenditures by Object</u></b>		<b>2020-21</b>	<b>2021-22</b>	<b>2022-23</b>	<b>2022-23</b>	<b>% change</b>
		<b>Actual</b>	<b>Actual</b>	<b>Tentative</b>	<b>Adopted</b>	<b>22/23 Adopt/ 21/22 Actual</b>
		<b>Expenses</b>	<b>Expenses</b>	<b>Budget</b>	<b>Budget</b>	
2000	Classified Salaries	\$210,548	\$254,478	\$313,673	\$313,673	23.26
3000	Employee Benefits	108,184	124,606	172,047	172,047	38.07
4000	Supplies & Materials	0	0	500	500	-
5000	Other Operating Exp & Services	157,447	635,883	356,914	356,914	(43.87)
6000	Capital Outlay	0	0	0	0	-
	Subtotal, Expenditures (1000 - 6000)	<u>476,179</u>	<u>1,014,967</u>	<u>843,134</u>	<u>843,134</u>	(16.93)
7300	Interfund Transfers Out	0	0	0	0	-
	Subtotal, Expenditures (1000 - 7000)	<u>476,179</u>	<u>1,014,967</u>	<u>843,134</u>	<u>843,134</u>	(16.93)
7900	Reserve for Contingencies					
7910	Unrestricted Contingency	313,092	706,204	132,326	604,560	(14.39)
	Total Expenditures and Ending Fund Balance	<u><u>\$789,271</u></u>	<u><u>\$1,721,171</u></u>	<u><u>\$975,460</u></u>	<u><u>\$1,447,694</u></u>	(15.89)

**Rancho Santiago Community College District**  
*Adopted Budget 2022-23*  
**Community Education Fund - Fund 76**

**Revenue by Source**



**Expenditures by Object**



**Rancho Santiago Community College District**  
*Adopted Budget*  
**2022-23**

Retiree Benefits - Irrevocable Trust Fund

As part of the collective bargaining agreements and Board policies, the District offers benefits to eligible employees for their post-employment healthcare benefits. Each year, the District is required to calculate this cost, through an independent actuarial assessment, associated with current employees and retired employees in order to properly record this liability within the District's annual financial statements and to determine the annual funding requirement.

This fund is used to account for a portion of the monies accumulated to pay the district's future obligation for retirees' benefits as determined by the actuarial assessments performed. Accounting principles provide that the cost of retiree benefits should be "accrued" over employees' working lifetime. The Governmental Accounting Standards Board (GASB) issued in 2015 Accounting Statements 74 and 75 for retiree health benefits. These standards apply to all public employers that pay any part of the cost of retiree health benefits for current or future retirees, and the district complies with these standards.

At the end of fiscal year 2018/19, the District opened this irrevocable trust (Fund 78) with \$40 million of the accumulated funds. Rather than sequestering all of the funds in an irrevocable trust, the District accounts for a portion of the deposits within a separate fund (Fund 63) of the District.

Investment balance as of June 30, 2022 is \$51,055,562.

**Rancho Santiago Community College District**  
*Adopted Budget*  
**2022-23**

**Retiree Benefits - Irrevocable Trust - Fund 78**  
**Revenue Budget**

<u>Revenue by Source</u>	<b>2020-21 Actual Revenue</b>	<b>2021-22 Actual Revenue</b>	<b>2022-23 Tentative Budget</b>	<b>2022-23 Adopted Budget</b>	<b>% change 22/23 Adopt/ 21/22 Actual</b>
8900 Other Financing Sources					
8860 Interest & Investment Income	\$10,854,240	(\$7,694,362)	\$3,000,000	\$3,000,000	(138.99)
8981 Interfund Transfers In	3,990,521	1,992,846	1,992,846	2,937,058	47.38
Total Revenues	<u>14,844,761</u>	<u>(5,701,516)</u>	<u>4,992,846</u>	<u>5,937,058</u>	(204.13)
Beginning Fund Balance	42,151,138	56,882,719	60,467,061	51,055,562	(10.24)
Total Revenues and Beginning Fund Balance	<u><u>\$56,995,899</u></u>	<u><u>\$51,181,203</u></u>	<u><u>\$65,459,907</u></u>	<u><u>\$56,992,620</u></u>	11.35

**Rancho Santiago Community College District**  
*Adopted Budget*  
**2022-23**

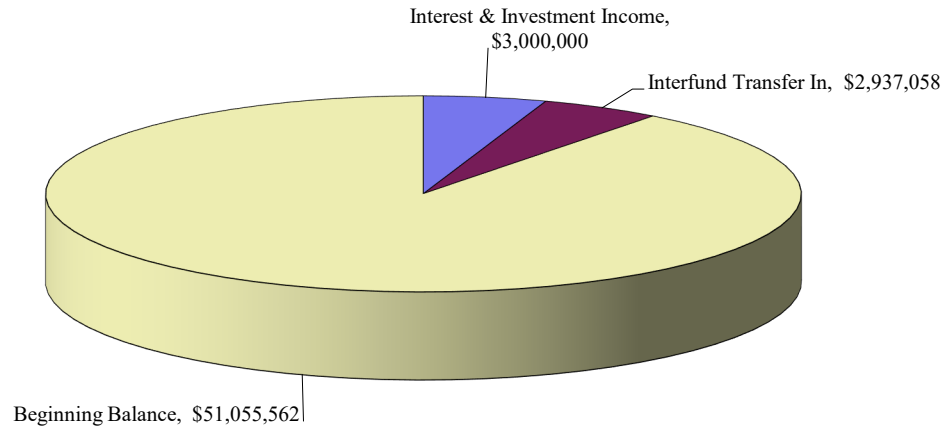
**Retiree Benefits - Irrevocable Trust - Fund 78**  
**Expenditure Budget**

<u>Expenditures by Object</u>	<b>2020-21 Actual Expenses</b>	<b>2021-22 Actual Expenses</b>	<b>2022-23 Tentative Budget</b>	<b>2022-23 Adopted Budget</b>	<b>% change 22/23 Adopt/ 21/22 Actual</b>
5000 Other Operating Exp & Services					
5885 Investment & Interest Expense	\$113,180	\$125,641	\$150,000	\$150,000	19.39
Subtotal, Expenditures (1000 - 7000)	113,180	125,641	150,000	150,000	19.39
7900 Reserve for Contingencies					
7940 Reserved for Special Purposes	56,882,719	51,055,562	65,309,907	56,842,620	11.33
Total Expenditures and Ending Fund Balance	\$56,995,899	\$51,181,203	\$65,459,907	\$56,992,620	11.35

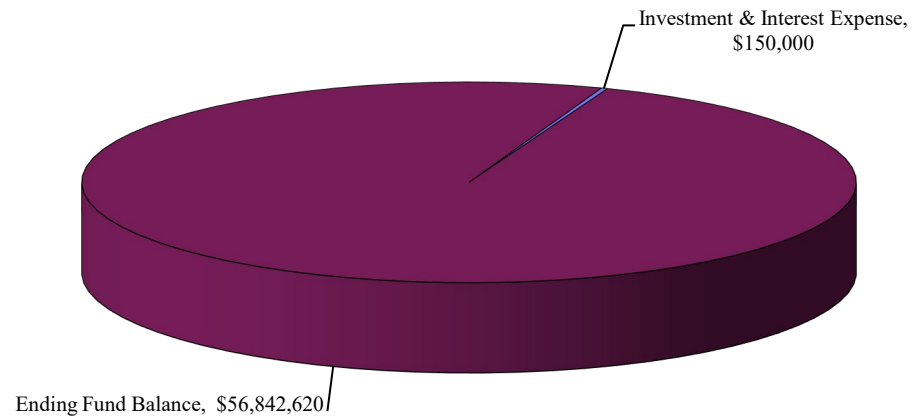


**Rancho Santiago Community College District**  
**Adopted Budget 2022-23**  
**Retiree Benefits - Irrevocable Trust - Fund 78**

**Revenue by Source**



**Expenditures by Object**



**Rancho Santiago Community College District**  
*Adopted Budget*  
**2022-23**

Diversified Trust Fund

The Diversified Trust Fund is used to account for monies collected for field trips, student clubs, trusts, food services, and Adult Education vending revenues that will be disbursed for the educational and co-curricular experiences of the students.

**Rancho Santiago Community College District**  
*Adopted Budget*  
**2022-23**

**Diversified Trust Fund - Fund 79**  
**Revenue Budget**

<u>Revenue by Source</u>		2020-21 Actual Revenue	2021-22 Actual Revenue	2022-23 Tentative Budget	2022-23 Adopted Budget	% change 22/23 Adopt/ 21/22 Actual
8600	State Revenues	\$1,488	\$1,764	\$4,300	\$4,300	143.76
8800	Local Revenues	405,417	248,471	361,568	361,568	45.52
8900	Other Financing Sources					
8981/8983	Interfund/Intrafund Transfers In	890,920	433,066	194,205	194,205	(55.16)
	Total Revenue and Other Financing Sources	1,297,825	683,301	560,073	560,073	(18.03)
	Adjustment to Beginning Fund Balance	0	0	0	0	-
	Beginning Fund Balance	3,541,046	3,292,594	3,054,175	2,577,604	(21.72)
	Total Revenues, Other Financing Sources and Beginning Fund Balance	<u>\$4,838,871</u>	<u>\$3,975,895</u>	<u>\$3,614,248</u>	<u>\$3,137,677</u>	(21.08)

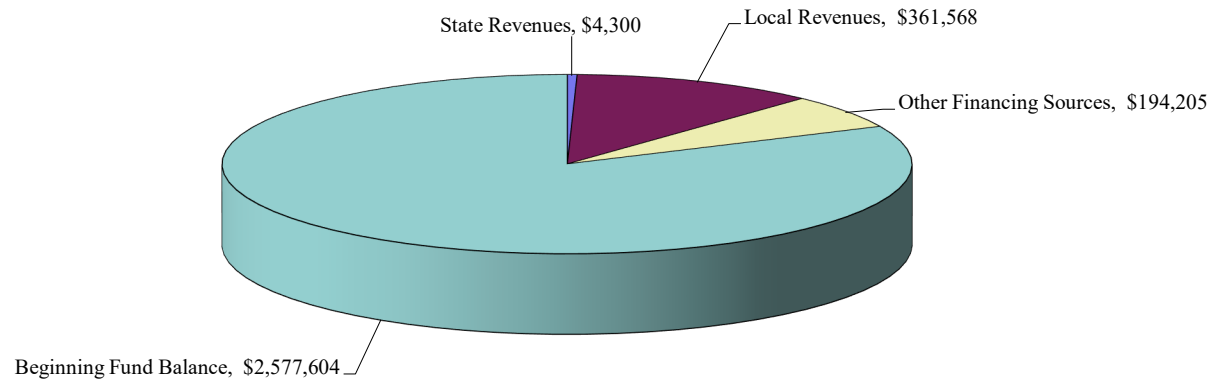
**Rancho Santiago Community College District**  
*Adopted Budget*  
**2022-23**

**Diversified Trust Fund - Fund 79**  
**Expenditure Budget**

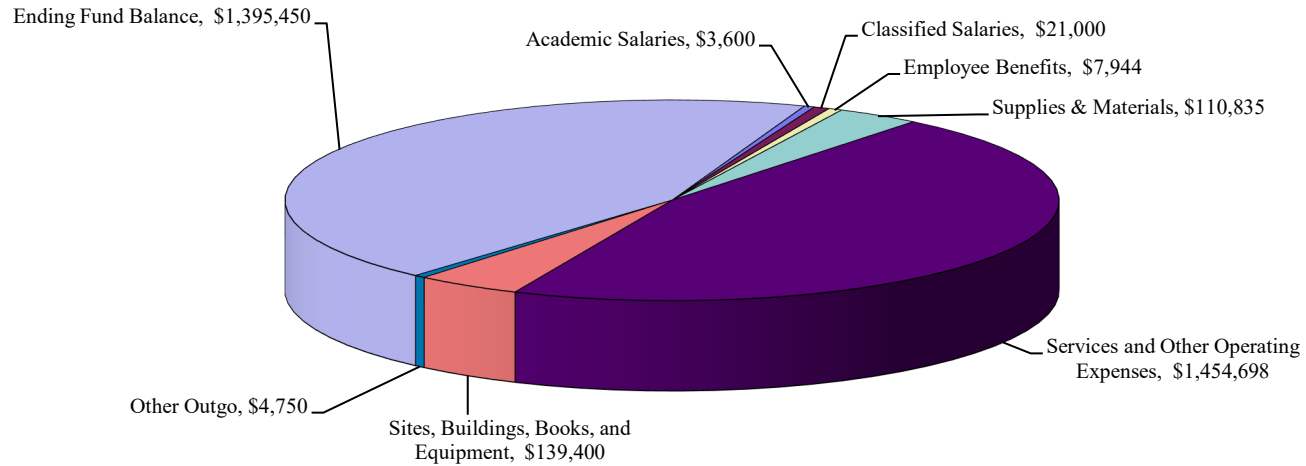
<u>Expenditures by Object</u>		2020-21 Actual Expenses	2021-22 Actual Expenses	2022-23 Tentative Budget	2022-23 Adopted Budget	% change 22/23 Adopt/ 21/22 Actual
1000	Academic Salaries	\$16,423	\$16,916	\$3,600	\$3,600	(78.72)
2000	Classified Salaries	303,906	300,555	21,000	21,000	(93.01)
3000	Employee Benefits	185,647	218,348	7,944	7,944	(96.36)
4000	Supplies & Materials	79,795	47,465	109,835	110,835	133.51
5000	Services and Other Operating Expenses	750,893	805,711	1,434,698	1,454,698	80.55
6000	Sites, Buildings, Books, and Equipment	209,613	9,296	159,400	139,400	1,399.57
	Subtotal Expenditures (1000 - 6000)	<u>1,546,277</u>	<u>1,398,291</u>	<u>1,736,477</u>	<u>1,737,477</u>	24.26
7200/7300	Intrafund/Interfund Transfers Out	0	0	4,750	4,750	-
7670	Other Student Aid	0	0	0	0	-
	Subtotal Expenditures (1000 - 7000)	<u>1,546,277</u>	<u>1,398,291</u>	<u>1,741,227</u>	<u>1,742,227</u>	24.60
7900	Reserve for Contingencies					
7910	Unrestricted Contingency	3,292,594	2,577,604	1,871,384	1,393,813	(45.93)
7940	Reserved for Special Purposes	0	0	1,637	1,637	-
	Total Expenditures and Ending Fund Balance	<u><u>\$4,838,871</u></u>	<u><u>\$3,975,895</u></u>	<u><u>\$3,614,248</u></u>	<u><u>\$3,137,677</u></u>	(21.08)

**Rancho Santiago Community College District**  
*Adopted Budget 2022-23*  
**Diversified Trust Fund - Fund 79**

**Revenue by Source**



**Expenditures by Object**



**Rancho Santiago Community College District**  
*Adopted Budget*  
**2022-23**

**SUPPLEMENTAL DATA**

**RANCHO SANTIAGO COMMUNITY COLLEGE DISTRICT  
UNRESTRICTED GENERAL FUND  
2022/23 Adopted Budget Assumptions  
August 10, 2022**

I. State Revenue

A. Budgeting will begin using the Student Centered Funding Formula (SCFF) at the hold harmless provision for the 2017/18 Total Computational Revenue plus outyear cost of living adjustments (COLA) as we are a hold harmless district less estimated deficit factor.

B. FTES Workload Measure Assumptions:

Year	Base	Actual	Funded		Actual Growth
2016/17	28,901.64	27,517.31	28,901.64	a	-4.79%
2017/18	28,901.64	29,378.53	29,375.93	b	1.65%
2018/19	Recal	25,925.52	28,068.86	c	-11.75%
2019/20	Recal	27,028.98	26,889.30		4.26%
2020/21	Recal	25,333.74	26,993.32		-6.27%
2021/22	P3	24,754.00	26,848.76		-2.29%

a - based on submitted P3, District went into Stabilization in FY 2016/17

b - based on submitted P3, the district shifted 1,392.91 FTES from summer 2018

c - To maintain the 2015/16 funding level and produce growth FTES in 2017/18, the district borrowed from summer 2018 which reduced FTES in 2018/19.

The governor's state budget proposal includes .5% systemwide growth funding, 6.56% COLA and SCFF base increase. This computes an additional approximately \$16 million. The district is expected to be out of hold harmless and will receive additional funding of approximately \$800K. The components now remain at 70/20/10 split with funded COLA added to all metrics each year. Any changes to our funding related to the SCFF will be incorporated when known.

Projected COLA of 6.56%	\$12,050,879
Projected SCFF Base Increase	\$816,204
Projected Growth/Access	\$0
Deficit Factor (2%)	(\$3,931,390)

2022/23 Potential Growth at 0.5% 25,460

C. Education Protection Account (EPA) funding estimated at \$38,980,355 based on 2022/23 @ Advance. These are not additional funds. The EPA is only a portion of general purpose funds that offsets what would otherwise be state aid in the apportionments. We intend to charge a portion of faculty salaries to this funding source in compliance with EPA requirements.

D. Unrestricted lottery is projected at \$170 per FTES (\$4,284,722). Restricted lottery at \$67 per FTES (\$1,688,685). (2021/22 @ P3 of resident & nonresident factored FTES, 25,204.25 x \$170 = \$4,284,722 unrestricted lottery; 25,204.25 x \$67 = \$1,688,685 restricted lottery)

E. Estimated reimbursement for part-time faculty compensation is estimated at \$568,828 (2022/23 @ Advance).

F. Categorical programs will continue to be budgeted separately; self-supporting, matching revenues and expenditures. COLA is being proposed on certain categorical programs. Without COLA, other categorical reductions would be required to remain in balance if settlements are reached with bargaining groups. The colleges will need to budget for any program match requirements using unrestricted funds.

G. College Promise Grants (BOG fee waivers 2% administration) funding estimated at 2022/23 @ Advance of \$232,423.

H. Mandates Block Grant estimated at a total budget of \$825,239 (\$32.68 x 25,252.10). No additional one-time allocation proposed.

II. Other Revenue

I. Non-Resident Tuition budgeted at \$2,500,000. (SAC \$1,800,000, SCC \$700,000). Decrease of \$200,000.

J. Interest earnings estimated at \$900,000. Decrease of \$100,000.

K. Other miscellaneous income (includes fines, fees, rents, etc.) is estimated at approximately \$404,737.

L. Apprenticeship revenue estimated at \$5,227,354. Increase of \$1,275,568. (Corresponding expenses are also budgeted for apprenticeship course offerings.)

M Scheduled Maintenance/Instructional Equipment allocation. \$18.9 million estimated in the state budget.

N Full-time Faculty Hiring Allocation (\$3,325,444 - \$1,304,941 = \$2,020,503)

**RANCHO SANTIAGO COMMUNITY COLLEGE DISTRICT  
UNRESTRICTED GENERAL FUND  
2022/23 Adopted Budget Assumptions  
August 10, 2022**

III. Appropriations and Expenditures

- A. As the District's budget model is a revenue allocation model, revenues flow through the model to the colleges as earned. The colleges have the responsibility, within their earned revenue, to budget for ALL necessary expenditures including but not limited to all full time and part time employees, utilities, instructional services agreements, multi-year maintenance and other contracts, supplies, equipment and other operating costs.
- B. The state is providing 6.56% Cost of Living Allowance (COLA). Estimated 5% set aside for unrestricted general fund = \$8,079,036 (FARSCCD approximate cost \$4,178,759 CSEA approximate cost \$2,172,845, Management/Other approximate cost \$1,727,432) The colleges will need to budget for bargained increased costs in Salaries and Benefits for part-time employees. The estimated cost of a 1% salary increase is \$1.89 million for all funds. The estimated cost of a 1% salary increase is \$1.51 million for the unrestricted general fund.
- C. Step and column movement is budgeted at an additional cost of approximately \$1.82 million including benefits for FD 11 & 13 (FARSCCD approximate cost \$940,809 CSEA approximate cost \$489,196, Management/Other approximate cost \$388,914) For all funds, it is estimated to = \$2.27 million (FARSCCD = \$1,059,302, CSEA = \$725,959, Management/Others = \$582,165) In addition, the colleges would need to budget for step/column increases for P/T faculty.
- D. Health and Welfare benefit premium cost increase as of 1/1/2023 is estimated at 3.5% for an additional cost of approximately \$572,100 for active employees and \$0 for retirees, for a combined increase of \$572,100 for unrestricted general fund. The additional cost increase for all funds is estimated to = \$747,106  
State Unemployment Insurance (.05% to .50%)  
CalSTRS employer contribution rate will increase in 2022/23 from 16.92% to 19.10% for an increase of \$1,657,561.  
(Note: The cost of each 1% increase in the STRS rate is approximately \$760,000.)  
CalPERS employer contribution rate will increase in 2022/23 from 22.91% to 25.37% for an increase of \$1,010,356  
(Note: The cost of each 1% increase in the PERS rate is approximately \$411,000.)
- E. The full-time faculty obligation (FON) for Fall 2022 has not been calculated at this time. The Fall 2021 report indicated the District was 17.5 faculty over its FON. This number will be reduced based on faculty taking the SRP. The current cost for a new position is budgeted at Class VI, Step 12 at approximately \$161,765. Penalties for not meeting the obligation amount to approximately \$86,771 per FTE not filled. Each faculty hired over the FON adds cost of (\$161,765 - \$55,635) = \$106,130.  
SAC hiring 7 = \$1,139,341 unrestricted general fund and hiring 1 = \$161,765 in restricted general fund (categorical program)  
SCC hiring 3 = \$485,295 unrestricted general fund and hiring 1 = \$161,765 in restricted general fund (categorical program)
- F. The current rate per Lecture Hour Equivalent (LHE) effective 7/1/22 for hourly faculty is \$84.07 x 18 hrs/LHE = \$1,513 (FY 2021/22)  
(Total cost of salary and benefits of part-time faculty to teach 30 LHE = \$55,635)
- G. Retiree Health Benefit Fund (OPEB/GASB 75 Obligation) - The calculated Employer Contribution Target is \$6,465,026 which is less than our current pay as you go. The District will therefore decrease the employer payroll contribution from 2% to 0% of total salaries. This provides savings of \$2,375,792 to the unrestricted general fund and \$3,046,465 for all funds.
- H. Capital Outlay Fund - The District will continue to budget \$1.5 million for capital outlay needs.
- I. Utilities cost increases of 2.5%, estimated at \$100,000.
- J. Information Technology licensing contract escalation cost of 7%, estimated at \$125,000.
- K. Property and Liability Insurance transfer estimated at \$1,970,000. Unchanged.
- L. Other additional DS/Institutional Cost expenses:
- |  | Ongoing Cost | One-time Cost |
|--|--------------|---------------|
| Trustee Travel   | \$ 25,000    |               |
| Chancellor's Travel  | \$ 25,000    |               |
| Legal Fees   | \$ 127,938   |               |
| Human Resources - 2 new positions (Reorg 1269)<br>(Principal, People & Culture Business Partner) | \$ 334,165   |               |
| Human Resources - 3 new positions (Reorg 1295)<br>(Chief Mediation, Manager P&C, Principal P&C)  | \$ 676,157   |               |
- M. Sixth contribution of Santiago Canyon College ADA Settlement expenses of \$2 million from available one-time funds.



**Rancho Santiago Community College District**  
**Unrestricted General Fund Summary**  
**2022/23 Adopted Budget Assumptions**  
**August 10, 2022**

*	<u><b>New Revenues</b></u>	<b>Ongoing Only</b>	<b>One-Time</b>
<b>A</b>	Student Centered Funding Formula		
<b>B</b>	Projected COLA of 6.56%	\$12,050,879	
<b>B</b>	Projected SCFF Base Increase	\$816,204	
<b>B</b>	Growth	\$0	
<b>B</b>	Deficit Factor (2%) - additional	(\$257,342)	
<b>D</b>	Unrestricted Lottery	\$140,938	
<b>H</b>	Mandates Block Grant	\$45,547	
<b>I</b>	Non-Resident Tuition	(\$200,000)	
<b>J</b>	Interest Earnings	(\$100,000)	
<b>L</b>	Apprenticeship - SCC	\$1,275,568	
<b>EGK</b>	Misc Income	(\$81,352)	
<b>N</b>	Full-time Faculty Allocation	\$1,061,300	\$959,203 <sup>2</sup>
	<b>Total</b>	<b>\$14,751,742</b>	<b>\$959,203</b>

**New Expenditures**

<b>B</b>	Salary Schedule Increases/Collective Bargaining **	\$8,079,036	
<b>C</b>	Step/Column	\$1,818,921	
<b>D</b>	Health and Welfare/Benefits Increase (3.5%) - Active	\$572,100	
<b>D</b>	Health and Welfare/Benefits - Retirees	\$0	
<b>D</b>	CalSTRS Increase	\$1,657,561	
<b>D</b>	CalPERS Increase	\$1,010,356	
<b>D</b>	State Unemployment (.05% to .50%)	\$521,844	
<b>E</b>	Full Time Faculty Obligation Hires	\$1,617,650	
<b>E/F</b>	Hourly Faculty Budgets (Match Budget to Actual Expense)	(\$556,350)	
<b>G</b>	Decreased Cost of Retiree Health Benefit (OPEB Cost)	(\$2,375,792)	
<b>H</b>	Capital Outlay/Scheduled Maintenance Contribution	\$0	
<b>I</b>	Utilities Increase	\$100,000	
<b>J</b>	ITS Licensing/Contract Escalation Cost	\$125,000	
<b>K</b>	Property, Liability and All Risks Insurance	\$0	
<b>II.L</b>	Apprenticeship - SCC	\$1,020,454	
<b>L</b>	Other Additional DS/Institutional Costs	\$1,188,260	
<b>M</b>	SCC ADA Settlement Costs	\$0	\$2,000,000
	<b>Total</b>	<b>\$14,779,040</b>	<b>\$2,000,000</b>

2022/23 Budget Year Unallocated (Deficit)	(\$27,298)
2021/22 Structural Unallocated (Deficit)	(\$2,361,566)
Total Est. Unallocated (Deficit)	(\$2,388,864) <sup>1</sup>

***SRP Savings/Rightsizing Recap***

Beginning Balance 7/1/21 SRP Savings	\$3,433,866
SRP Savings FY 2021/22	\$9,201,153
One-time Faculty Hiring	\$2,020,503
<b>Ending Balance 6/30/22</b>	<b>\$14,655,522</b>
Total Est. Unallocated (Deficit) FY 2022/23	(\$2,388,864) <sup>1</sup>
SRP Estimated Savings FY 2022/23	\$5,509,375
FON Penalty (18 x \$86,771)	(\$1,561,878)
FY 2022/23 One-time Full-time Faculty Allocation	\$959,203 <sup>2</sup>
<b>Estimate Ending Balance 6/30/23</b>	<b>\$17,173,358</b>

\* Reference to budget assumption number

\*\* 5.00% for FARSCCD/CSEA/CEFA/Management set aside

**Rancho Santiago Community College District**  
**Unrestricted General Fund 5 Year MYP**  
**Based on No Change in Enrollment or Other Metrics (with 2% Deficit)**

**Stabilization**

ASSUMPTIONS	Actual 2021-22	Projected 2022-23	Projected 2023-24	Projected 2024-25	Projected 2025-26	Projected 2026-27	Projection Assumptions
<b>Revenue</b>							
Apportionment COLA %	5.07%	6.56%	5.38%	4.02%	3.72%	0.00%	Based on SSC's Recommended Planning COLA
Credit FTES	16,942.17	16,942.17	16,942.17	16,942.17	16,942.17	16,942.17	Based on FY 2021-22 Actuals @ Annual
Non-credit FTES	1,274.79	1,274.79	1,274.79	1,274.79	1,274.79	1,274.79	Based on FY 2021-22 Actuals @ Annual
CDCP FTES	5,616.21	5,616.21	5,616.21	5,616.21	5,616.21	5,616.21	Based on FY 2021-22 Actuals @ Annual
Special Admit - FTES	920.83	920.83	920.83	920.83	920.83	920.83	Based on FY 2021-22 Actuals @ Annual
Total Reported FTES	24,754.00	24,754.00	24,754.00	24,754.00	24,754.00	24,754.00	
Change in Funded FTES	-2.29%	0.00%	0.00%	0.00%	0.00%	0.00%	
3 Year Credit Average Used in SCFF	18,883.90	17,357.02	16,942.17	16,942.17	16,942.17	16,942.17	3 Year Average Credit FTES
Lottery Revenue - Unrestricted	\$ 170	\$ 170	\$ 170	\$ 170	\$ 170	\$ 170	Based on SSC's Dartboard 22-23
Deficit Factor - 2%	\$ -	\$ (3,931,390)	\$ (4,125,696)	\$ (4,291,549)	\$ (4,451,195)	\$ (4,451,195)	

<b>Expenditure</b>							
Expenditure COLA % (except Management through 2020-21)							
4% for FARSCCD/CSEA/CEFA and	4%/3%	5.00%	4.00%	4.00%	3.72%	0.00%	
3% Management FY 2021/22							
Step/Column	1.20%	1.20%	1.20%	1.20%	1.20%	1.20%	
STRS	16.92%	19.10%	19.10%	19.10%	19.10%	19.10%	STRS based on SSC's Dartboard 22-23
PERS	22.91%	25.37%	25.20%	24.60%	23.70%	22.60%	PERS based on SSC's Dartboard 22-23
SUI	0.50%	0.50%	0.20%	0.20%	0.20%	0.20%	SUI based on SSC's Dartboard 22-23
H/W Premium Increase (District Cost)	3.50%	3.50%	3.50%	3.50%	3.50%	3.50%	
Utilities Cost Increase	2.50%	2.50%	2.50%	2.50%	2.50%	2.50%	
ITS Licensing/Contract Escalation Cost	\$ 125,000	\$ 125,000	\$ 125,000	\$ 125,000	\$ 125,000	\$ 125,000	

MULTI YEAR PROJECTION	Actual 2021-22	Projected 2022-23	Projected 2023-24	Projected 2024-25	Projected 2025-26	Projected 2026-27
Basic Allocation	12,751,831	17,851,268	18,811,666	19,567,895	20,295,821	20,295,821
- Less large college factor		(991,738)	(1,045,094)	(1,087,106)	(1,127,547)	(1,127,547)
FTES allocation						
Credit	79,543,813	84,007,977	86,411,708	\$ 89,885,459	\$ 89,885,459	\$ 89,885,459
Special Admit	5,439,317	6,250,594	6,586,876	\$ 6,851,668	\$ 6,851,668	\$ 6,851,668
CDCP	33,174,797	38,122,833	40,173,842	\$ 41,788,830	\$ 41,788,830	\$ 41,788,830
Non-Credit	4,528,090	5,203,693	5,483,651	\$ 5,704,094	\$ 5,704,094	\$ 5,704,094
Supplemental	21,494,056	24,707,955	26,037,243	\$ 27,083,940	\$ 27,083,940	\$ 27,083,940
Student Success	18,641,350	21,416,919	22,569,149	\$ 23,476,429	\$ 23,476,429	\$ 23,476,429
Calculated Amount	175,573,254	196,569,501	205,029,042	213,271,210	213,958,695	213,958,695
<b>HOLD HARMLESS</b>	<b>183,702,418</b>	<b>195,753,297</b>	<b>206,284,824</b>	<b>214,577,474</b>	<b>214,577,474</b>	<b>214,577,474</b>
TCR + COLA					222,559,756	222,559,756
Est Apportionment (FD 11)	183,702,418	192,638,111	202,159,127	210,285,924	210,126,279	210,126,279
Est Other Income (FD 11)	21,456,972	17,813,387	17,813,387	17,813,387	17,813,387	17,813,387
Est Ongoing Expense (FD 11)	184,320,851	210,451,498	219,273,505	228,670,389	237,562,819	239,914,971
Est One Time Net Expense (FD 13)	7,792,773					
Permanently Reduce SRP/Rightsizing Savings	(9,201,153)	(3,120,511)	(5,509,375)	(5,509,375)	(5,509,375)	(5,509,375)
PARS Payment (Cost of SRP)					(1,214,560)	(1,979,622)
FON Penalty		(1,561,878)				
One-Time Faculty Allocation	2,020,503	959,203				
Est Unrestricted FD change	13,045,766	(0)	6,208,385	4,938,297	(2,899,219)	(4,486,308)
Est Running Balance SRP Savings	14,655,522	17,173,358	23,381,743	28,320,040	25,420,821	20,934,513

**Rancho Santiago Community College District**  
**Unrestricted General Fund 5 Year MYP**  
**Based on College's Projected Growth in Enrollment or Other Metrics (with 2% Deficit)**

ASSUMPTIONS	Actual	Projected	Projected	Projected	Projected	Projected	Projection Assumptions
	2021-22	2022-23	2023-24	2024-25	2025-26	2026-27	
<b>Revenue</b>							
Apportionment COLA %	5.07%	6.56%	5.38%	4.02%	3.72%	0.00%	Based on SSC's Recommended Planning COLA
Credit FTES	16,942.17	17,860.95	18,857.05	19,771.76	19,771.76	19,771.76	Based on college's projected growth
Non-credit FTES	1,274.79	1,336.25	1,409.91	1,476.95	1,476.95	1,476.95	Based on college's projected growth
CDCP FTES	5,616.21	5,912.83	6,241.71	6,543.07	6,543.07	6,543.07	Based on college's projected growth
Special Admit - FTES	920.83	972.40	1,026.81	1,076.91	1,076.91	1,076.91	Based on college's projected growth
SAC projected growth		6.31%	5.67%	4.99%			
SCC projected growth		3.32%	5.35%	4.51%			
Total Reported FTES	24,754.00	26,082.53	27,535.60	28,868.79	28,868.70	28,868.70	
Change in Funded FTES	-2.29%	5.37%	5.57%	4.84%	0.00%	0.00%	
3 Year Credit Average Used in SCFF	18,883.90	17,663.28	17,886.73	18,829.92	19,466.86	19,771.76	3 Year Average Credit FTES
Lottery Revenue - Unrestricted	\$ 170	\$ 170	\$ 170	\$ 170	\$ 170	\$ 170	Based on SSC's Dartboard 22-23
Deficit Factor - 2%	\$ -	\$ (4,013,324)	\$ (4,313,206)	\$ (4,644,981)	\$ (4,887,872)	\$ (4,921,429)	

<b>Expenditure</b>							
Expenditure COLA % (except Management through 2020-21)							
4% for FARSCCD/CSEA/CEFA and	4%/3%	5.00%	4.00%	4.00%	3.72%	0.00%	
3% Management FY 2021/22							
Step/Column	1.20%	1.20%	1.20%	1.20%	1.20%	1.20%	
STRS	16.92%	19.10%	19.10%	19.10%	19.10%	19.10%	STRS based on SSC's Dartboard 22-23
PERS	22.91%	25.37%	25.20%	24.60%	23.70%	22.60%	PERS based on SSC's Dartboard 22-23
SUI	0.50%	0.50%	0.20%	0.20%	0.20%	0.20%	SUI based on SSC's Dartboard 22-23
H/W Premium Increase (District Cost)	3.50%	3.50%	3.50%	3.50%	3.50%	3.50%	
Utilities Cost Increase	2.50%	2.50%	2.50%	2.50%	2.50%	2.50%	
ITS Licensing/Contract Escalation Cost	\$ 125,000	\$ 125,000	\$ 125,000	\$ 125,000	\$ 125,000	\$ 125,000	

MULTI YEAR PROJECTION	Actual	Projected	Projected	Projected	Projected	Projected	Notes
	2021-22	2022-23	2023-24	2024-25	2025-26	2026-27	
Basic Allocation	12,751,831	17,851,268	18,811,666	19,567,895	20,295,821	20,295,821	
- Less large college factor		(991,738)	(1,045,094)	(1,087,106)	(1,127,547)	(1,127,547)	SAC still < 20,000 FTES
FTES allocation							
Credit	79,543,813	85,490,283	91,229,317	\$ 99,900,805	\$ 107,122,043	\$ 108,799,861	
Special Admit	5,439,317	6,600,645	7,344,982	\$ 8,013,002	\$ 8,311,086	\$ 8,311,086	
CDCP	33,174,797	40,136,318	44,648,130	\$ 48,685,392	\$ 50,496,489	\$ 50,496,489	
Non-Credit	4,528,090	5,454,562	6,064,902	\$ 6,608,674	\$ 6,854,517	\$ 6,854,517	
Supplemental	21,494,056	24,707,955	26,037,243	\$ 27,083,940	\$ 28,091,463	\$ 28,091,463	
Student Success	18,641,350	21,416,919	22,569,149	\$ 23,476,429	\$ 24,349,752	\$ 24,349,752	
Calculated Amount	175,573,254	200,666,212	215,660,295	232,249,031	244,393,623	246,071,442	
HOLD HARMLESS	183,702,418	195,753,297	206,284,824	214,577,474	214,577,474	214,577,474	
TCR + COLA					222,559,756	222,559,756	
Est Apportionment (FD 11)	183,702,418	196,652,888	211,347,089	227,604,050	239,505,751	241,150,013	
Est Other Income (FD 11)	21,456,972	17,813,387	17,813,387	17,813,387	17,813,387	17,813,387	
Est Ongoing Expense (FD 11)	184,320,851	210,451,498	219,273,505	228,670,389	237,562,819	239,914,971	
Est One Time Net Expense (FD 13)	7,792,773						
Permanently Reduce SRP/Rightsizing Savings	(9,201,153)	(3,120,511)	(5,509,375)	(5,509,375)	(5,509,375)	(5,509,375)	
PARS Payment (Cost of SRP)					(1,214,560)	(1,979,622)	
FON Penalty		(1,561,878)					
One-Time Faculty Allocation	2,020,503	959,203					
Est Unrestricted FD change	13,045,766	4,014,777	15,396,346	22,256,424	26,480,254	26,537,426	
Est Running Balance SRP Savings	14,655,522	21,188,135	36,584,481	58,840,905	85,321,158	111,858,584	

# Fiscal Health Risk Analysis for Community Colleges

The Fiscal Crisis and Management Assistance Team (FCMAT) has developed the Fiscal Health Risk Analysis (FHRA) as a tool to help evaluate a community college’s fiscal health and risk of insolvency in the current and two subsequent fiscal years.

The FHRA includes 18 sections, each containing specific questions. **In this Excel file, every question in every section must be answered with a "Yes," "No," or "N/A" for the scoring at the end to be accurate.** Unanswered questions will be counted as "no" answers and thus will raise a district’s risk score.

Each section and specific question is included based on FCMAT’s work since the inception; they are the common indicators of risk or potential insolvency for districts that have neared insolvency and needed assistance from outside agencies. Each section of this analysis is critical to an organization, and lack of attention to these critical areas will eventually lead to a district’s failure.

The greater the number of “no” answers to the questions in the analysis, the higher the score, which points to a greater potential risk of insolvency or fiscal issues for the district. Not all sections in the analysis, and not all questions within each section, carry equal weight; some are deemed more important and thus count more heavily toward or against a district’s fiscal stability percentage. For this tool, 100% is the highest total risk that can be scored, thus a low total percentage score is desirable. A “yes” or “n/a” answer is assigned score of 0, so the risk percentage increases only with a “no” answer or with an unanswered question.

A score of 40% or more is considered high risk; a score of 25%-39% is considered moderate risk; and a score of 24% or lower is considered low risk.

Identifying issues early is the key to maintaining fiscal health. Diligent planning will enable a district to better understand its financial objectives and strategies to sustain a high level of fiscal efficiency and overall solvency. A district should consider completing the FHRA annually to assess its own fiscal health risk and progress over time.

District	Low < 24%	Moderate 25-39%	High 40% <	Score
Rancho Santiago Community College District				23%

## Score Breakdown by Section:

*Note: Categorical values will calculate after all questions are answered with a "Yes", "No" or "N/A" on the Tool tab. Because the score is not calculated by category, category values provided are subject to minor rounding error and are provided for informational purposes only.*

Annual Independent Audit Report	0.0%
Budget Development and Adoption	1.0%
Budget Monitoring and Updates	2.1%
Cash Management	1.0%
Collective Bargaining Agreements	2.1%
Intrafund and Interfund Transfers	0.0%
Deficit Spending	1.0%
Employee Benefits	1.2%
Enrollment and Attendance	4.6%
Facilities	0.2%
Fund Balance and Reserve for Economic Uncertainty	0.0%
General Fund - Current Year	2.1%
Information Systems and Data Management	2.3%
Internal Controls and Fraud Prevention	1.0%
Leadership and Stability	1.7%
Multiyear Projections	0.0%
Non-Voter-Approved Debt and Risk Management	0.0%
Position Control	3.1%

# Fiscal Health Risk Analysis for Community Colleges



District:

*Rancho Santiago Community College District*

**Response**

<b>Annual Independent Audit Report</b>	<b>Response</b>
1.1 Has the independent audit report for the most recent fiscal year been completed and presented to the board within the statutory timeline?	<b>Yes</b>
1.2 Was the district's most recent independent audit report free of material findings?	<b>Yes</b>
1.3 Has the district corrected all audit findings from the current and past two audits?	<b>N/A</b>
1.4 Can the district correct prior year audit findings without affecting its fiscal health (e.g., material apportionment or internal control findings)?	<b>N/A</b>
1.5 Has the district had the same audit firm for at least the last three years?	<b>Yes</b>
<b>Self-assessment notes:</b> <b>Board Policy 6400 requires an RFP for audit services every three years.</b>	

# Fiscal Health Risk Analysis

## for Community Colleges



District:

*Rancho Santiago Community College District*

**Response**

<b>Budget Development and Adoption</b>	<b>Response</b>
2.1 Does the district develop and use written budget assumptions and multiyear projections that are reasonable, clearly articulated, and aligned with the signed state budget and the Student-Centered Funding Formula (SCFF)?	<b>Yes</b>
2.2 Does the district use a budget development method other than a prior-year rollover budget, and if so, does that method include tasks such as review of prior year estimated actuals by major object code and removal of one-time revenues and expenses?	<b>Yes</b>
2.3 Does the district use position control data for budget development?	<b>No</b>
2.4 Are clear budget development processes codified in Board Policies and Administrative Procedures?	<b>Yes</b>
2.5 Does the budget development process include input from faculty/staff, administrators, the governing board, and the budget advisory committee in accordance with the district's documented planning model?	<b>Yes</b>
2.6 Does the budget development process include a calculation of the SCFF with reasonable assumptions?	<b>Yes</b>
2.7 Does the district budget and expend restricted funds as authorized by the funding source before expending unrestricted funds?	<b>N/A</b>
2.8 Does the district have a documented policy and/or procedure for evaluating the proposed acceptance of grants and other types of restricted funds to assess their congruency with the institution's strategic plan and the potential multiyear impact on the district's unrestricted general fund?	<b>Yes</b>
2.9 Are expected revenues more than or equal to expected expenditures in the district's adopted budget (budget is not dependent on carryover funds to be balanced)?	<b>Yes</b>
2.10 Has the district refrained from using negative or contra expenditure accounts (excluding appropriate abatements in accordance with the Budget and Accounting Manual (BAM)) in its budget?	<b>Yes</b>
2.11 Does the district adhere to a board-adopted budget calendar that includes statutory due dates, major budget development tasks and deadlines, and the staff member/department responsible for completing them?	<b>N/A</b>
<p><b>Self-assessment notes:</b>  <b>The district uses a manual process for position control. An integrated solution has been discussed for years, without progress finding such a solution that is agreeable to all parties. The district appropriately spends categorical funds. The district adheres to FRC Budget Calendar.</b></p>	

# Fiscal Health Risk Analysis

## for Community Colleges



District:

*Rancho Santiago Community College District*

**Response**

<b>Budget Monitoring and Updates</b>	<b>Response</b>
3.1 Are actual revenues and expenses consistent with the most current budget?	<b>Yes</b>
3.2 Are budget revisions posted at least quarterly in the financial system?	<b>Yes</b>
3.3 Are clearly written and articulated budget assumptions that support budget revisions communicated to the board at least quarterly?	<b>Yes</b>
3.4 Following board approval of collective bargaining agreements, does the district make necessary budget revisions in the financial system to reflect settlement costs before the next financial reporting period?	<b>Yes</b>
3.5 Does the district include the interim CCFS 311Q reports on board's agendas?	<b>Yes</b>
3.6 Has the district addressed any budget-related deficiencies identified in the most recent ACCJC accreditation report?	<b>N/A</b>
3.7 If a college in the district has been notified that it is on an enhanced monitoring or watch-list status based on the college's ACCJC Annual Fiscal Report, have the district and college(s) taken steps to address the issues of concern identified by the ACCJC?	<b>N/A</b>
3.8 Does the district's enterprise software system include hard budget blocks that prevent the processing of requisitions or purchase orders when the budget is insufficient to support the expenditure?	<b>Yes</b>
3.9 Does the district encumber and adjust encumbrances for salaries and benefits?	<b>No</b>
3.10 Are all balance sheet accounts in the general ledger reconciled each quarter, at a minimum?	<b>No</b>
<b>Self-assessment notes:</b> <b>There were no budget-related deficiencies identified in the most recent ACCJC report. At this time the district encumbers salary but not benefits. Certain balance sheet accounts are reconciled monthly, but others are reconciled yearly.</b>	

# Fiscal Health Risk Analysis for Community Colleges



District:

*Rancho Santiago Community College District*

**Response**

## Cash Management

4.1 Does the district balance all cash and investment accounts with bank statements monthly?	<b>Yes</b>
4.2 Are there outstanding amounts in the cash and investment account reconciliations that are over one year old with no resolution?	<b>Yes</b>
4.3 Are accounts held by the county treasurer reconciled with the district's and county office of education's reports monthly?	<b>Yes</b>
4.4 Does the district comply with its county treasurer and/or county office of education's requirements for balancing accounts?	<b>Yes</b>
4.5 Has the district had a negative cash balance at the end of the month during the most recent 12 months?	<b>No</b>
4.6 Does the district forecast its cash receipts and disbursements at least 18 months out, updating the actuals and reconciling the remaining months to the budget monthly to ensure cash flow needs are known?	<b>No</b>
4.7 Does the district have a plan to address cash flow needs during the current fiscal year?	<b>Yes</b>
4.8 Does the district have sufficient cash resources in its other funds to support its current and subsequent two fiscal years' projected obligations in those funds?	<b>Yes</b>
4.9 If interfund borrowing is occurring, does the district comply with Object Code 7300 requirements in the BAM?	<b>N/A</b>
4.10 If the district is managing cash in any funds through external borrowing, such as a TRANS, has the district set aside funds for repayment attributable to the same year the funds were borrowed?	<b>N/A</b>

**Self-assessment notes:**

**The district forecasts cash flow for 12 months out.**



# Fiscal Health Risk Analysis

## for Community Colleges



District:

*Rancho Santiago Community College District*

**Response**

<b>Collective Bargaining Agreements</b>	<b>Response</b>
5.1 Does the district quantify the effects of collective bargaining agreements and include them in its budget and multiyear projections?	<b>Yes</b>
5.2 Has the district conducted a pre-settlement analysis and identified related costs or savings, if any (e.g., statutory benefits, and step and column salary increase), for the current and subsequent years, and has it identified ongoing revenue sources or expenditure reductions to support the agreement?	<b>No</b>
5.3 In the prior three years has the district settled the bargaining agreements at or under the funded cost of living adjustment (COLA)?	<b>No</b>
5.4 If settlements have not been reached, has the district identified resources to cover the estimated costs of settlements?	<b>Yes</b>
5.5 Has the district settled with all its bargaining units for at least the prior two year(s)?	<b>Yes</b>
5.6 Has the district settled with all its bargaining units for the current year?	<b>Yes</b>
<b>Self-assessment notes:</b> <b>The district analyzes settlement costs for the year(s) being settled. The district has settled with all groups except FARSCCD which went to mediation. A Mediator's Tentative Agreement was proposed on August 15, 2022 and will now go through the ratification process.</b>	
<b>Intrafund and Interfund Transfers</b>	
6.1 Does the district have a board approved plan to eliminate, reduce or control intrafund transfers from the general fund unrestricted subfund to the general fund restricted subfund?	<b>N/A</b>
6.2 Does the board approve any intrafund transfers (contributions/encroachments) from the unrestricted general fund prior to occurrence?	<b>Yes</b>
6.3 If the district has deficit spending in funds other than the unrestricted general fund that create instability, has it included in its multiyear projection any transfers from the unrestricted general fund to any resulting negative fund balance (e.g., interfund transfers)?	<b>N/A</b>
6.4 If any interfund transfers were required for other funds in either of the prior two fiscal years, and the need is recurring in the current year, did the district budget for them at reasonable levels?	<b>N/A</b>
<b>Self-assessment notes:</b> <b>The board authorizes all intrafund and interfund transfers</b>	

# Fiscal Health Risk Analysis for Community Colleges



District:

*Rancho Santiago Community College District*

**Response**

<b>Deficit Spending</b>	<b>Response</b>
<p>7.1 Is the district avoiding a structural deficit in the current and two subsequent fiscal years? (A structural deficit is when ongoing unrestricted expenditures and contributions exceed ongoing unrestricted revenues.)</p>	<b>Yes</b>
<p>7.2 If the district has deficit spending in the current or two subsequent fiscal years, has the board approved and implemented a plan to reduce and/or eliminate deficit spending?</p>	<b>No</b>
<p>7.3 Has the district decreased deficit spending over the past two fiscal years?</p>	<b>N/A</b>
<p><b>Self-assessment notes:</b>  <b>The district offered two early retirement incentives in 2020/21 and is continuing to utilize ongoing savings to balance the budget. The board will need to approve plans each year to eliminate any deficits.</b></p>	
<b>Employee Benefits</b>	
<p>8.1 Has the district completed a recent actuarial valuation to determine its unfunded liability under Governmental Accounting Standards Board (GASB) other post-employment benefits (OPEB) requirements?</p>	<b>Yes</b>
<p>8.2 Does the district have a plan to fund its liabilities for retiree health benefits?</p>	<b>Yes</b>
<p>8.3 Does the district have a multiyear plan to fund its projected employer contributions to CalSTRS and CalPERS?</p>	<b>Yes</b>
<p>8.4 Has the district followed a policy or negotiated a collectively bargained agreement to limit faculty banked hours?</p>	<b>No</b>
<p>8.5 Within the last three years, has the district conducted a verification and determination of eligibility for benefits for all active and retired employees and dependents?</p>	<b>No</b>
<p>8.6 Does the district track, reconcile and report employees' compensated leave balances on the balance sheet?</p>	<b>Yes</b>
<p><b>Self-assessment notes:</b>  <b>All employees were last required to verify all benefits information in the fall of 2018.</b></p>	

# Fiscal Health Risk Analysis for Community Colleges



District:

*Rancho Santiago Community College District*

**Response**

## Enrollment and Attendance

9.1 Has the district's enrollment been increasing or remained stable for the current and two prior years?	<b>No</b>
9.2 Does the district monitor and analyze enrollment, weekly student contact hours (WSCH) and full time and full time equivalent students (FTES) data at least monthly through the second reporting period (P2)?	<b>Yes</b>
9.3 Does the district track historical WSCH and FTES data to establish future trends?	<b>Yes</b>
9.4 Do colleges within the district maintain a record of WSCH or FTES that is reconciled monthly at the college and district levels at least through the second reporting period?	<b>Yes</b>
9.5 Do the colleges within the district have and utilize an electronic enrollment management and class scheduling program?	<b>No</b>
9.6 Are the district's enrollment projections and assumptions based on historical data, demographic trend analysis, high school enrollments, community participation rates and other industry standards, in addition to any board policies that limit enrollment?	<b>No</b>
9.7 Do the institutional research staff and business/fiscal staff agree on enrollment and FTES predictions?	<b>No</b>
9.8 Has the district verified that the colleges' comprehensive enrollment plans address the funding elements of the SCFF?	<b>No</b>
9.9 Does the CEO annually approve academic productivity goals that correspond to the estimated SCFF resources?	<b>No</b>

**Self-assessment notes:**

**Enrollment management is an area requiring significant improvement. The district has hired a consultant to help in this area.**

# Fiscal Health Risk Analysis

## for Community Colleges



District:

*Rancho Santiago Community College District*

**Response**

### Facilities

10.1 Does the district have sufficient and available capital outlay and/or bond funds to cover all contracted obligations for capital facilities projects?	<b>Yes</b>
10.2 Does the district properly track and account for facility-related projects?	<b>Yes</b>
10.3 Does the district use lecture classrooms for at least 48 or 53 hours per 70-hour week as defined by the Board of Governors (BOG) policy on Utilization and Space Standards?	<b>No</b>
10.4 Does the district use laboratory classrooms for at least 27.5 hours per 70-hour week as defined by the BOG policy on Utilization and Space Standards?	<b>No</b>
10.5 Does the district include facility needs (maintenance, repair and operating requirements) when adopting a budget?	<b>Yes</b>
10.6 Has a quantitative Facilities Condition Index assessment been conducted sometime in the last three years through the Foundation for California Community Colleges?	<b>Yes</b>
10.7 Does the district have a five-year scheduled maintenance plan?	<b>Yes</b>
10.8 If the district's budget includes state Physical Plant and Instructional Support funds, is the district expending at least .005% of its current operating budget for ongoing maintenance?	<b>N/A</b>
10.9 If the district passed a Proposition 39 general obligation bond, has it met the requirements for audit, reporting, and a citizens' bond oversight committee?	<b>Yes</b>
10.10 If the district has passed a Proposition 39 general obligation bond or a parcel tax and it has received any legal challenges or program audit findings concerning the use of those funds, has it addressed those complaints and/or findings?	<b>N/A</b>
10.11 Has the district submitted the required facilities master plan to the California Community Colleges Chancellor's Office (CCCCO) on schedule?	<b>Yes</b>
10.12 Has the district submitted the required CCCCCO Space Inventory on schedule?	<b>Yes</b>

**Self-assessment notes:**

# Fiscal Health Risk Analysis

## for Community Colleges

District:

**Rancho Santiago Community College District**

**Response**

### Fund Balance and Reserve for Economic Uncertainty

*In this section, all questions refer to the Unrestricted General Fund (URGF). See the bottom of the section for additional definitions.*

11.1 Does the district have at least a 5% Reserve for Economic Uncertainty in the current year?	<b>Yes</b>
11.2 Did the district's adopted budgets for the subsequent two years include at least a 5% Reserve for Economic Uncertainty?	<b>Yes</b>
11.3 Does the district have at least a 5% Reserve for Economic Uncertainty in its budget projections for the two subsequent years?	<b>Yes</b>
11.4 If the district's budget projections for the subsequent two years do not include at least a 5% Reserve for Economic Uncertainty, does the district's multiyear fiscal plan include a board-approved plan to restore at least a 5% Reserve for Economic Uncertainty?	<b>N/A</b>
11.5 Is the district's projected unrestricted general fund budget stable or increasing in the two subsequent fiscal years?	<b>Yes</b>
11.6 If the district has unfunded or contingent liabilities or one-time costs, does the unrestricted general fund balance include any dedicated reserves above the recommended minimum 5% reserve level?	<b>Yes</b>

**Definitions:**

**Unrestricted General Fund (URGF)**

**URGF Ending Fund Balance, Object 9700:**

The amount equal to the sum of the Beginning Balance, Total Revenue and Total Incoming Transfers less Total Expenditures and Total Outgo to Object 7000.

URGF Ending Fund Balance = (Beginning Balance + Total Revenue + Total Incoming Transfers - Total Expenditures - Total Outgo to Object 7000)

**URGF Ending Balance Percentage:**

The amount equal to the Unrestricted Ending Fund Balance divided by Total Expenditures.

URGF Ending Fund Balance Percentage = URGF Ending Fund Balance / Total Expenditures

**Reserve for Economic Uncertainty (REU), Object 9750:**

The amount designated in Object 9750 within the Unrestricted General Fund Balance, Object 9700.

**Reserve for Economic Uncertainty Percentage (REU%):**

The amount equal to the Reserve for Economic Uncertainty divided by Total Expenditures.

REU% = REU / Total Expenditures

**Self-assessment notes:**

**The board updated BP6250 on 2/25/2019 and established a minimum reserve level of 12.5%. The board will be considering an additional increase to the reserve level to match the GFOA recommendation of two months of expenditures.**

# Fiscal Health Risk Analysis

## for Community Colleges



District:

*Rancho Santiago Community College District*

**Response**

<b>General Fund - Current Year</b>	<b>Response</b>
12.1 Does the district ensure that one-time revenues do not pay for ongoing expenditures?	<b>No</b>
12.2 Is the percentage of the district's general fund unrestricted budget that is allocated to salaries and benefits at or below the statewide average for the three prior years as reported by the CCCCCO?	<b>No</b>
12.3 Is the district in compliance with the Fifty Percent Law (Education Code Section 84362)?	<b>Yes</b>
12.4 Is the district at or above its Full-Time Faculty Obligation Number?	<b>Yes</b>
12.5 Does the district either ensure that restricted dollars are sufficient to pay for staff assigned to restricted programs or have a plan to fund these positions with unrestricted funds?	<b>Yes</b>
12.6 Is the district using its restricted dollars fully by expending allocations for restricted programs within the required time?	<b>Yes</b>
12.7 Does the district consistently account for all program costs, including maximum allowable indirect costs, for each restricted resource?	<b>Yes</b>
<b>Self-assessment notes:</b> <b>The colleges are responsible for ensuring that one-time revenues do not pay for ongoing expenditures in their own budgets. To meet required budget reductions for 2020/21, Santiago Canyon College shifted ongoing expenses from Fund 11 to Fund 13. The college still needs to make permanent reductions in the subsequent year as they spend down the campus reserves.</b>	
<b>Information Systems and Data Management</b>	
13.1 Does the district use a human resources system and position control system that is integrated with the financial reporting system?	<b>No</b>
13.2 Does the district have emergency electrical back-up and data recovery systems?	<b>Yes</b>
13.3 Are enrollment management and budget development systems integrated?	<b>No</b>
13.4 If the district is using a separate financial system from its county office of education and is not fiscally independent, is there an automated interface with the financial system used by the county office of education?	<b>No</b>
13.5 Does the district conduct regularly scheduled evaluations of the security measures that protect student and employee personal information?	<b>Yes</b>
<b>Self-assessment notes:</b>	

# Fiscal Health Risk Analysis for Community Colleges



District:

*Rancho Santiago Community College District*

**Response**

## Internal Controls and Fraud Prevention

14.1 Does the district have controls that limit access to and include multiple levels of authorizations within its financial system?	<b>Yes</b>
14.2 Are the district's financial system's access and authorization controls reviewed and updated upon employment actions (e.g., resignations, terminations, promotions or demotions) and at least annually?	<b>No</b>
14.3 Does the district ensure that duties in the following areas are segregated, and that they are supervised and monitored?	
a. Accounts payable	<b>Yes</b>
b. Accounts receivable	<b>Yes</b>
c. Cash management	<b>Yes</b>
d. Budget monitoring and review	<b>Yes</b>
e. Purchasing and contracts	<b>Yes</b>
f. Payroll	<b>Yes</b>
g. Human resources	<b>Yes</b>
h. Associated student body	<b>Yes</b>
i. Warehouse and receiving	<b>Yes</b>
14.4 Are beginning balances for the new fiscal year posted and reconciled with the ending balances for each fund from the prior fiscal year?	<b>Yes</b>
14.5 Does the district review and clear prior year accruals by October 31?	<b>Yes</b>
14.6 Does the district reconcile all suspense accounts, including salaries and benefits, at least each quarter and at the close of the fiscal year?	<b>Yes</b>
14.7 Has the district reconciled and closed the general ledger (books) within the time prescribed by the county office of education?	<b>Yes</b>
14.8 Does the district have processes and procedures to discourage and detect fraud?	<b>Yes</b>
14.9 Does the district maintain an independent fraud reporting hotline or other reporting service(s)?	<b>Yes</b>
14.10 Does the district have a process for collecting and following up on reports of possible fraud?	<b>Yes</b>
14.11 Does the district have an internal audit department or dedicated staff?	<b>Yes</b>

**Self-assessment notes:**

# Fiscal Health Risk Analysis for Community Colleges



District:

**Rancho Santiago Community College District**

**Response**

<b>Leadership and Stability</b>	
15.1 Does the district have a chief business official who has been with the district more than two years?	<b>No</b>
15.2 Does the district have a chief executive officer (CEO) who has been with the district more than two years?	<b>Yes</b>
15.3 Does the CEO meet with all members of the administrative cabinet on a scheduled and regular basis?	<b>Yes</b>
15.4 Is training on financial management and budget provided to district, college and department administrators who are responsible for budget management?	<b>Yes</b>
15.5 Does the governing board review and revise policies and administrative regulations at least annually?	<b>Yes</b>
15.6 Are newly adopted or revised board policies and administrative regulations formally implemented, communicated and available to staff?	<b>Yes</b>
15.7 Is training on the budget and governance provided to board members at least every two years?	<b>No</b>
15.8 Is the CEO's evaluation performed according to the terms of the contract?	<b>Yes</b>
<b>Self-assessment notes:</b>	
A new Vice Chancellor was hired with a start date of July 6, 2021. The board reviews policies and new administrative regulations each year as necessary.	
<b>Multiyear Projections</b>	
16.1 Has the district developed multiyear projections that include detailed assumptions aligned with industry standards, including CCCCCO and ACCJC?	<b>Yes</b>
16.2 Did the district use the SCFF with multiyear considerations to help calculate its multiyear projections?	<b>Yes</b>
16.3 Does the district use its most current multiyear projection when making financial decisions?	<b>Yes</b>
<b>Self-assessment notes:</b>	



# Fiscal Health Risk Analysis for Community Colleges



District:

*Rancho Santiago Community College District*

**Response**

<b>Non-Voter-Approved Debt and Risk Management</b>	
17.1 Are the sources of repayment for non-voter-approved debt (such as certificates of participation (COPs), bridge financing, and bond anticipation notes (BANS)) predictable and stable, and not from the unrestricted general fund?	<b>N/A</b>
17.2 If the district has issued non-voter-approved debt, has its credit rating remained stable or improved?	<b>N/A</b>
17.3 If the district is self-insured, does the district have a recent (every two years) actuarial study and a plan to pay for any unfunded liabilities?	<b>N/A</b>
17.4 If the district has non-voter-approved debt (such as COPs, bridge financing, BANS, TRANS and others), is the total of annual debt service payments no greater than 2% of the district's unrestricted general fund revenues?	<b>N/A</b>

**Self-assessment notes:**

<b>Position Control</b>	
18.1 Does the district account for all positions and costs (position control)?	<b>Yes</b>
18.2 Does the district analyze and adjust staffing based on enrollment?	<b>No</b>
18.3 Does the district reconcile budget, payroll and position control regularly, meaning at least at budget adoption and quarterly reporting periods?	<b>No</b>
18.4 Does the district identify a budget source for each new position before the position is authorized by the governing board?	<b>Yes</b>
18.5 Does the governing board approve all new positions and extra assignments before positions are posted?	<b>Yes</b>
18.6 Is the approval of hiring staff using categorical or other restricted dollars subject to adequate program funding?	<b>No</b>
18.7 Do managers and staff responsible for the district's human resources, payroll and budget functions meet regularly to discuss issues and improve processes?	<b>Yes</b>

**Self-assessment notes:**  
**The district uses a manual process for position control. The district is continuing to work on "rightsizing" plans to eliminate vacancies from the SRPs and other reorganizations.**

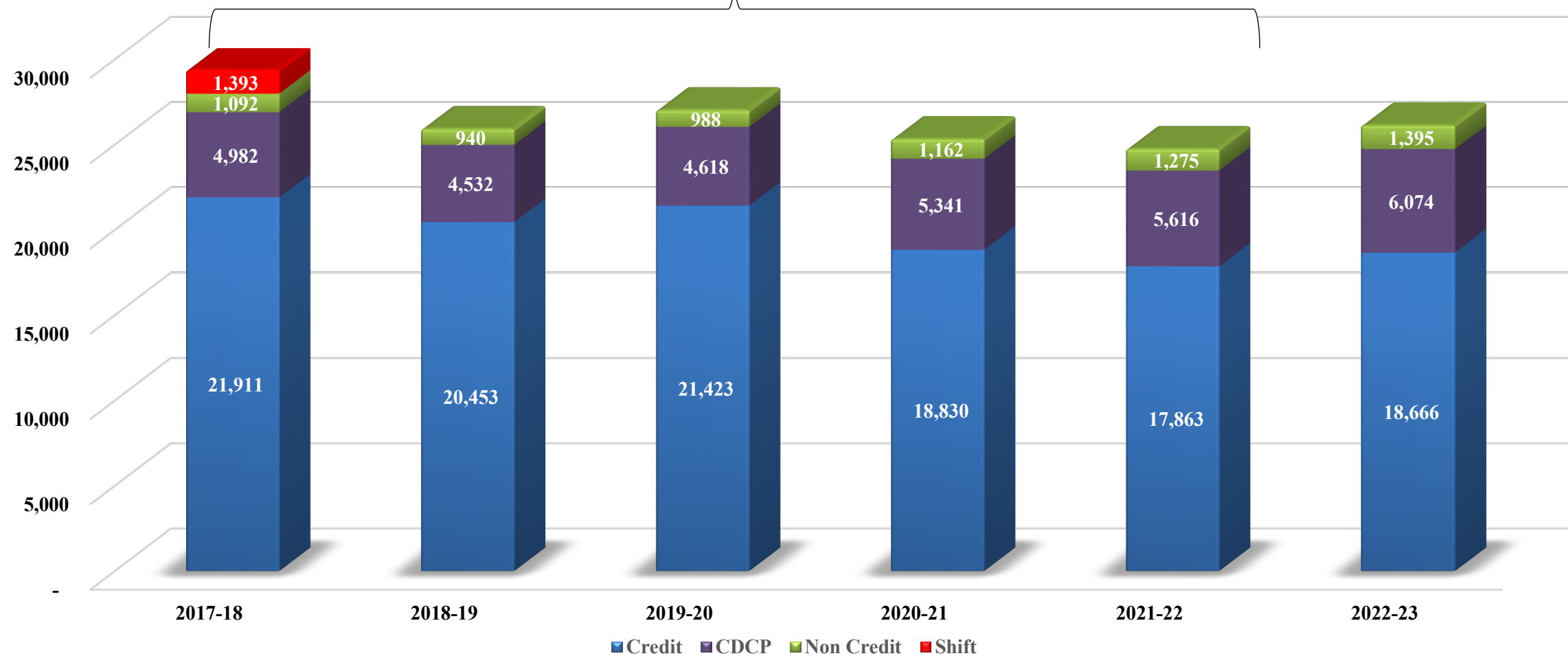
<b>Total Risk Score, All Areas</b>	<b>23.5%</b>
------------------------------------	--------------

**Rancho Santiago Community College District**  
**Adopted Budget**  
**2022-23**

**FTES Analysis and Targets**  
**As of August 9, 2022**

	2017/18		2018/19		2019/20		2020/21		2021/22			2022/23			
	Actual w/ borrowing	%	Actual	%	Actual	%	Actual	%	Target	Actual	%	Difference Target to Actual	Target	%	
<b>SAC/CEC</b>															
Credit	16,238.52	55.27%	14,246.86	54.95%	14,778.67	58.34%	12,863.57	50.78%	13,470.00	12,618.80	50.98%	(851.20)	-6.32%	13,272.00	50.78%
CDCP	3,537.62	12.04%	3,183.21	12.28%	3,160.98	12.48%	3,580.06	14.13%	3,855.00	3,684.48	14.88%	(170.52)	-4.42%	4,059.00	15.53%
Non-credit	666.33	2.27%	594.43	2.29%	578.25	2.28%	558.49	2.20%	543.00	639.95	2.59%	96.95	17.85%	696.00	2.66%
	<b>20,442.47</b>	<b>69.58%</b>	<b>18,024.50</b>	<b>69.52%</b>	<b>18,517.90</b>	<b>68.51%</b>	<b>17,002.12</b>	<b>67.11%</b>	<b>17,868.00</b>	<b>16,943.23</b>	<b>68.45%</b>	<b>(924.77)</b>	<b>-5.18%</b>	<b>18,027.00</b>	<b>68.98%</b>
<b>SCC/OEC</b>															
Credit	7,066.02	24.05%	6,205.77	23.94%	6,643.58	26.22%	5,966.19	23.55%	6,166.00	5,244.20	21.19%	(921.80)	-14.95%	5,394.00	20.64%
CDCP	1,444.09	4.92%	1,349.22	5.20%	1,457.44	5.75%	1,761.16	6.95%	1,935.00	1,931.73	7.80%	(3.27)	-0.17%	2,015.00	7.71%
Non-credit	425.95	1.45%	346.04	1.33%	410.06	1.62%	604.27	2.39%	515.00	634.84	2.56%	119.84	23.27%	699.00	2.67%
	<b>8,936.06</b>	<b>30.42%</b>	<b>7,901.03</b>	<b>30.48%</b>	<b>8,511.08</b>	<b>31.49%</b>	<b>8,331.62</b>	<b>32.89%</b>	<b>8,616.00</b>	<b>7,810.77</b>	<b>31.55%</b>	<b>(805.23)</b>	<b>-9.35%</b>	<b>8,108.00</b>	<b>31.02%</b>
<b>District Total</b>															
Credit	23,304.54	79.33%	20,452.63	78.89%	21,422.25	84.56%	18,829.76	74.33%	19,636.00	17,863.00	72.16%	(1,773.00)	-9.03%	18,666.00	71.42%
CDCP	4,981.71	16.96%	4,532.43	17.48%	4,618.42	18.23%	5,341.22	21.08%	5,790.00	5,616.21	22.69%	(173.79)	-3.00%	6,074.00	23.24%
Non-credit	1,092.28	3.72%	940.47	3.63%	988.31	3.90%	1,162.76	4.59%	1,058.00	1,274.79	5.15%	216.79	20.49%	1,395.00	5.34%
	<b>29,378.53</b>	<b>100.00%</b>	<b>25,925.53</b>	<b>100.00%</b>	<b>27,028.98</b>	<b>106.69%</b>	<b>25,333.74</b>	<b>100.00%</b>	<b>26,484.00</b>	<b>24,754.00</b>	<b>100.00%</b>	<b>(1,730.00)</b>	<b>-6.53%</b>	<b>26,135.00</b>	<b>100.00%</b>
<i>Growth</i>			-11.75%		4.26%		-6.27%				-2.29%			5.58%	

**11.55% OVERALL DECREASE excluding borrowed amount**



**Rancho Santiago Community College District**  
*Adopted Budget*  
**2022-23**

<b>Budget Allocation Model</b>					
<b>FTES Credit vs. Non-Credit Breakdown</b>					
<u>Full-Time Equivalent Students</u>	Santa Ana College		Santiago Canyon College		Total FTES
	FTES	%	FTES	%	
<b>2022/23 Projected</b>					
Credit	13,272	71.10%	5,394	28.90%	18,666
CDCP	4,059	66.83%	2,015	33.17%	6,074
Non-Credit	696	49.89%	699	50.11%	1,395
Total	18,027	68.98%	8,108	31.02%	26,135
<b>2021/22 Annual</b>					
Credit	12,619	70.64%	5,244	29.36%	17,863
CDCP	3,684	65.60%	1,932	34.40%	5,616
Non-Credit	640	50.20%	635	49.80%	1,275
Total	16,943	68.45%	7,811	31.55%	24,754
<b><u>SCFF Calculation - FY 21/22 @ Annual</u></b>					
Base	\$90,470,404	66.80%	\$44,967,444	33.20%	\$135,437,848
Supplemental	15,906,176	74.00%	5,587,881	26.00%	21,494,057
Student Success	12,541,375	67.28%	6,099,974	32.72%	18,641,349
	\$118,917,955	67.73%	\$56,655,299	32.27%	\$175,573,254
<b>Expenditures by Major Object (2 Colleges Only) (Fund 11)</b>					
<u>Expenditures by Object</u>	Santa Ana College		Santiago Canyon College		Adopted Budget
	\$	%	\$	%	
1000 Academic Salaries	\$51,238,860	68.51%	\$23,554,426	31.49%	\$74,793,286
2000 Classified Salaries	14,053,484	65.06%	7,546,671	34.94%	21,600,155
3000 Employee Benefits	26,782,467	67.06%	13,155,141	32.94%	39,937,608
4000 Books and Supplies	434,776	100.00%	-	0.00%	434,776
5000 Services and Other Operating Expenses	4,451,536	45.75%	5,277,903	54.25%	9,729,439
6000 Sites, Buildings, Books, and Equipment	16,312	85.92%	2,674	14.08%	18,986
7000 Other Outgo and Contingencies	-	0.00%	-	0.00%	-
Total Expenditures	\$96,977,435	66.19%	\$49,536,815	33.81%	\$146,514,250

**Rancho Santiago Community College District**  
*Adopted Budget*  
**2022-23**

**Compliance with the 50% Law**

Education Code Section 84362 requires community college districts to expend 50% of the district’s Current Expense of Education on the salaries and fringe benefits of classroom instructors.

The “Current Expense of Education” includes the unrestricted General Fund operating expenditures excluding expenditures for food services, community services, capital (except equipment replacement), auxiliary services and other costs specifically excluded by law.

The “Salaries for Classroom Instructors” includes the salaries and fringe benefits for classroom instructors and instructional aides (full-time and part-time) and other costs specifically included by law.

This table recaps the district’s 50% computation for the fiscal years 1991-92 through 2021-22 (expressed as a percentage).

<u>Fiscal Year</u>	<u>50% Computation</u>	<u>Fiscal Year</u>	<u>50% Computation</u>
1991-92	51.57	2010-11	50.54
1992-93	52.08	2011-12	50.18
1993-94	54.69	2012-13	50.09
1994-95	55.58	2013-14	50.18
1995-96	53.95	2014-15	51.38
1996-97	53.70	2015-16	52.55
1997-98	53.85	2016-17	54.06
1998-99	52.89	2017-18	55.08
1999-00	52.47	2018-19	55.11
2000-01	52.03	2019-20	54.00
2001-02	50.35	2020-21	54.16
2002-03	57.51	2021-22	54.10
2003-04	55.20		
2004-05	50.12		
2005-06	50.28		
2006-07	50.24		
2007-08	51.16		
2008-09	50.89		
2009-10	50.46		

**Rancho Santiago Community College District**  
**Adopted Budget**  
**2022-23**

**STRS & PERS - Future Employer Rates and Additional Ongoing Unrestricted General Fund Costs**

	STRS				PERS				Total Annual Impact	Combined Cumulative Impact
	Annual Change	Rate	Annual Impact <sup>1</sup>	Cumulative Impact	Annual Change	Rate	Annual Impact <sup>2</sup>	Cumulative Impact		
2013-14		8.250%				11.442%				
2014-15	0.630	8.880%	\$493,129	\$493,129	0.329	11.771%	\$173,291	\$173,291	\$666,420	\$666,420
2015-16	1.850	10.730%	\$1,248,486	\$1,741,615	0.076	11.847%	\$12,188	\$185,479	\$1,260,674	\$1,927,094
2016-17	1.850	12.580%	\$1,148,294	\$2,889,909	2.041	13.888%	\$749,510	\$934,989	\$1,897,804	\$3,824,898
2017-18	1.850	14.430%	\$1,318,567	\$4,208,476	1.643	15.531%	\$615,944	\$1,550,933	\$1,934,511	\$5,759,409
2018-19	1.850	16.280%	\$1,752,070	\$5,960,546	2.531	18.062%	\$1,325,675	\$2,876,608	\$3,077,745	\$8,837,154
2019-20	0.820	17.100%	\$1,675,035	\$7,635,581	1.659	19.721%	\$761,820	\$3,638,428	\$2,436,855	\$11,274,009
2020-21	-0.950	16.150%	-\$613,281	\$7,022,300	0.979	20.700%	\$350,052	\$3,988,480	-\$263,229	\$11,010,780
2021-22	0.770	16.920% *	\$548,401	\$7,570,701	2.210	22.910%	\$849,637	\$4,838,117	\$1,398,038	\$12,408,818
2022-23	2.180	19.100% *	\$1,657,561	\$9,228,262	2.460	25.370%	\$1,010,356	\$5,848,473	\$2,667,917	\$15,076,735
2023-24	0.000	19.100% *	\$0	\$9,228,262	-0.170	25.200%	-\$71,218	\$5,777,255	-\$71,218	\$15,005,517
2024-25	0.000	19.100% *	\$0	\$9,228,262	-0.600	24.600%	-\$256,384	\$5,520,871	-\$256,384	\$14,749,133
2025-26	0.000	19.100% *	\$0	\$9,228,262	-0.900	23.700%	-\$392,268	\$5,128,604	-\$392,268	\$14,356,866
2026-27	0.000	19.100% *	\$0	\$9,228,262	-1.100	22.600%	-\$489,027	\$4,639,577	-\$489,027	\$13,867,839

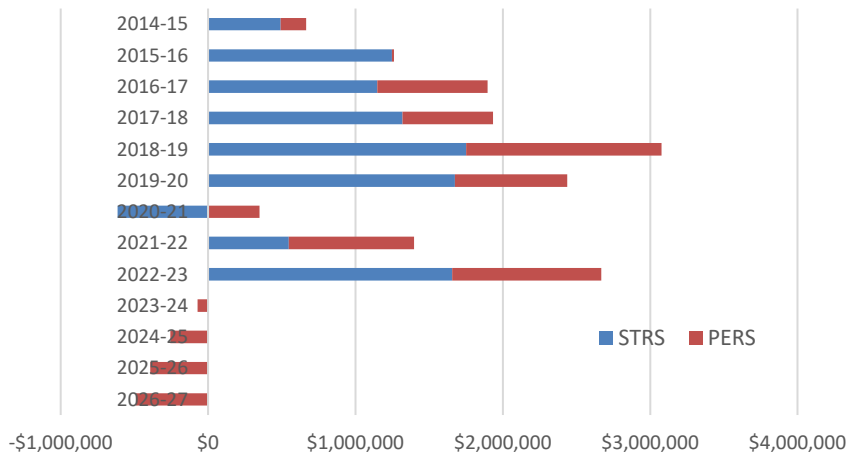
<sup>1</sup> Each 1% increase in STRS rate is approximately \$760,000

<sup>2</sup> Each 1% increase in PERS rate is approximately \$411,000

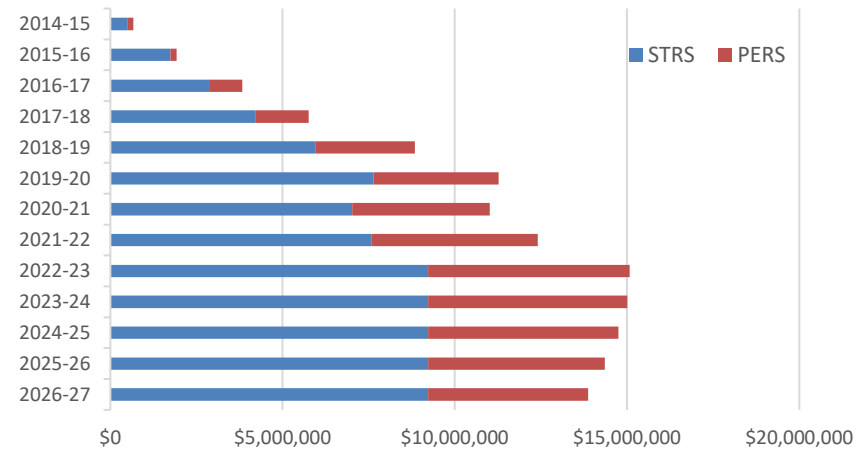
Employee Contribution % for STRS = 10.25%/10.205%

Employee Contribution % for PERS = 7.00%/8.00%

**STRS & PERS Annual Increases**



**STRS & PERS Cumulative Impact**



\* Beginning in 2021-22, the CalSTRS Board has authority to increase and decrease employer contribution rates within certain boundaries in order to fully exhaust the CalSTRS unfunded liability by 2045-46. These percentages reflect CalSTRS current estimates.

**Rancho Santiago Community College District**  
**Adopted Budget**  
**2022-23**

**Cost-of-Living Adjustment**

The Cost-of-Living Adjustment (COLA) is a reflection of the percentage change of the Implicit Price Deflator for state and local government purchases of goods and services for the United States, as published by the United States Department of Commerce. Although a COLA is specified in statute for the system, the recent history of the community colleges clearly demonstrates that during the recession of the early 1990's no COLA was received for four consecutive years, and in the recession beginning in late 2007, no COLA was funded for five consecutive years. For the first time in recent history statutory COLA was computed at zero for 2016-17. In 38% of the last 32 years the State has provided no COLA.

**California Community Colleges COLA History Since 1991-92**

<u>Fiscal Year</u>	<u>Statutory COLA</u>	<u>Funded CCC COLA</u>	<u>Negotiated COLA</u>	<u>Fiscal Year</u>	<u>Statutory COLA</u>	<u>Funded CCC COLA</u>	<u>Negotiated COLA</u>
1991-92	5.11%	0.00%	4.460%	2007-08	4.53%	4.53%	5.000%
1992-93	2.18%	0.00%	0.000%	2008-09	4.94%	0.00%	0.000%
1993-94	2.05%	0.00%	2.530%	2009-10	4.25%	0.00%	0.000%
1994-95	1.99%	0.00%	0.000%	2010-11	-0.39%	0.00%	0.000%
1995-96	3.07%	3.00%	3.070%	2011-12	2.24%	0.00%	1.053%
1996-97	3.06%	3.06%	5.750%	2012-13	3.24%	0.00%	1.000%
1997-98	2.97%	2.97%	2.790%	2013-14	1.57%	1.57%	1.570%
1998-99	2.26%	2.26%	3.260%	2014-15	0.85%	0.85%	0.850%
1999-00	1.41%	1.41%	1.520%	2015-16	1.02%	1.02%	1.550%
2000-01	3.17%	4.17%	6.900%	2016-17	0.00%	0.00%	1.060%
2001-02	3.87%	3.87%	4.260%	2017-18	1.56%	1.56%	3.546%
2002-03	1.66%	2.00%	3.750%	2018-19	2.71%	2.71%	1.894%/FARSCCD 2.71% CSEA/Mgmt
2003-04	1.80%	0.00%	0.000%	2019-20	3.26%	3.26%	4% FARSCCD/CSEA
2004-05	2.41%	2.41%	0.000%	2020-21	2.31%	0.00%	4% FARSCCD/CSEA
2005-06	4.23%	4.23%	4.000%	2021-22	1.70%	5.07%	4% FARSCCD/CSEA 3% Management
2006-07	5.92%	5.92%	4.000%	2022-23	6.56%	6.56%	5% CSEA/Management
				<b>TOTALS</b>	<b>87.51%</b>	<b>62.43%</b>	<b>72.63% - 81.63%</b>

**CALIFORNIA COMMUNITY COLLEGES**  
**Annual Financial and Budget Report**  
**SUPPLEMENTAL DATA**

Schools and Local Public Safety Protection Act  
 Prop 30 EPA Expenditure Plan

Budget Year: 2022-2023

District ID:

Name: Rancho Santiago CCD

Activity Classification		Activity Code		Unrestricted	
EPA Proceeds:		8630		38,980,355	
Activity Classification	Activity Code	Salaries and Benefits (1000 - 3000)	Operating Expenses (4000 - 5000)	Capital Outlay (6000)	Total
Instructional Activities	0100-5900	38,980,355			38,980,355
Other Support Activities (list below)	6XXX				
<b>Total Expenditures for EPA*</b>		38,980,355	0	0	38,980,355
<b>Revenues less Expenditures</b>					0
<b>*Total Expenditures for EPA may not include Administrator Salaries and Benefits or other administrative costs.</b>					

Proposition 30, The Schools and Local Public Safety Protection Act of 2012 passed in November 2012. This proposition temporarily raises the sales and use tax by .25 cents for four years and raises the income tax rate for high income earners (\$250,000 for individuals and \$500,000 for couples) for seven years to provide continuing funding for local school districts and community colleges. The Education Protection Account (EPA) is created in the General Fund to receive and disburse these temporary tax revenues.

Districts have sole authority to determine how the moneys received from the EPA are spent, provided that the governing board makes these spending determinations in open session of a public meeting of the governing board. Each entity receiving funds must annually publish on its Internet web site an accounting of how much money was received from the EPA and how that money was spent. Additionally, the annual independent financial and compliance auditors ascertain and verify whether the funds provided from the EPA have been properly disbursed and expended as required by law. Expenses incurred to comply with these additional auditing requirements may be paid from the EPA.

**Rancho Santiago Community College District**  
*Adopted Budget*  
**2022-23**

Recap of Revenue and Expenses - General Fund 11 and 13

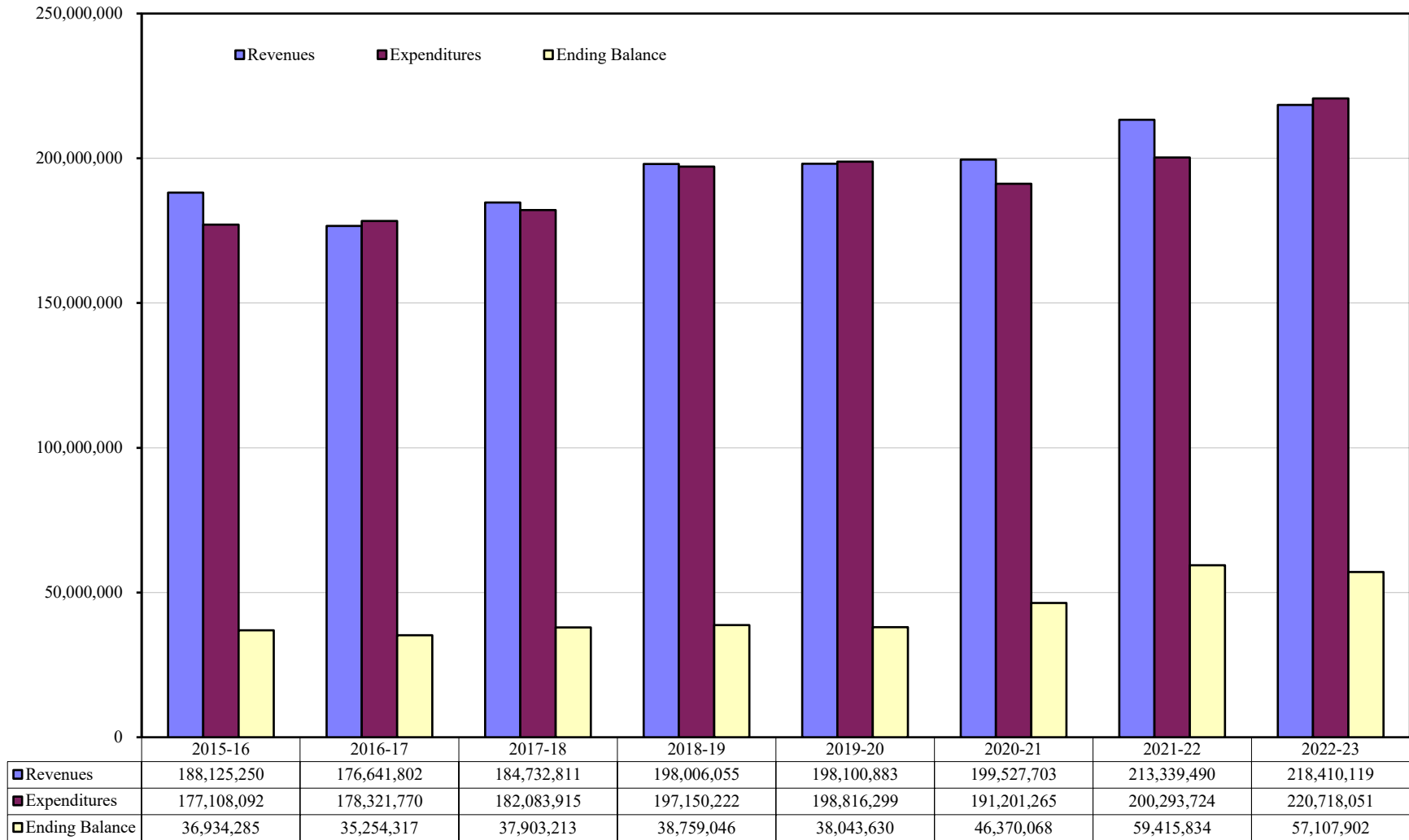
The table of multi-year financial information allows a comparison of prior fiscal years to projections for the current fiscal year. The table covers the following periods: fiscal years 2015-16 through 2022-23

	Actual 2015-16	Actual 2016-17	% Change	Actual 2017-18	% Change	Actual 2018-19	% Change	Actual 2019-20	% Change	Actual 2020-21	% Change	Actual 2021-22	% Change	Adopted Budget 2022-23	% Change
Adj. Beg. Balance	25,917,127	36,934,285	42.51%	35,254,317	-4.55%	37,903,213	7.51%	38,759,046	2.26%	38,043,630	-1.85%	46,370,068	21.89%	59,415,834	28.13%
<b>Revenues:</b>															
Federal Income	-	9,909	0%	18,675	88.47%	-	-100.00%	666	0.00%	8,943	1242.79%	9,009	73.80%	-	-100.00%
<b>State Income:</b>															
General Apportionment	57,785,815	52,117,505	-9.81%	48,353,198	-7.22%	52,656,233	8.90%	57,780,065	9.73%	27,476,943	-52.45%	29,834,976	8.58%	38,789,631	30.01%
Lottery	4,421,852	4,324,568	-2.20%	4,218,563	-2.45%	5,277,791	25.11%	3,549,384	-32.75%	4,985,883	40.47%	4,015,645	-19.46%	4,284,722	6.70%
EPA	23,577,290	22,186,845	-5.90%	22,927,757	3.34%	25,493,388	11.19%	19,755,427	-22.51%	44,529,069	125.40%	53,830,227	20.89%	38,980,355	-27.59%
Other State	26,283,934	12,436,759	-52.68%	11,544,612	-7.17%	17,456,392	51.21%	14,717,082	-15.69%	13,545,073	-7.96%	16,168,840	19.37%	14,736,172	-8.86%
Total State	112,068,891	91,065,677	-18.74%	87,044,130	-4.42%	100,883,804	15.90%	95,801,958	-5.04%	90,536,968	-5.50%	103,849,688	14.70%	96,790,880	-6.80%
<b>Local Income:</b>															
Property Taxes	50,448,132	52,992,580	5.04%	56,450,938	6.53%	60,025,533	6.33%	61,989,928	3.27%	65,652,735	5.91%	68,890,665	4.93%	79,723,683	15.72%
ERAF	12,590,255	18,917,141	50.25%	26,389,168	39.50%	21,394,784	-18.93%	23,482,497	9.76%	25,332,588	7.88%	25,219,979	-0.44%	29,185,806	15.72%
Interest	543,831	808,845	48.73%	1,418,945	75.43%	2,765,823	94.92%	3,292,512	19.04%	1,307,061	-60.30%	902,271	-30.97%	900,000	-0.25%
Enrollment Fees	8,677,600	8,850,604	1.99%	8,578,846	-3.07%	8,343,536	-2.74%	8,690,034	4.15%	8,645,622	-0.51%	8,176,934	-5.42%	8,027,474	-1.83%
Non-resident Tuition	2,875,471	3,247,985	12.95%	3,687,654	13.54%	3,391,208	-8.04%	3,166,363	-6.63%	2,600,988	-17.86%	2,779,742	6.87%	2,500,000	-10.06%
Other Local	912,621	600,579	-34.19%	1,135,312	89.04%	1,181,547	4.07%	1,637,736	38.61%	3,588,004	119.08%	2,290,032	-36.18%	1,277,276	-44.22%
Total Local	76,047,910	85,417,734	12.32%	97,660,863	14.33%	97,102,431	-0.57%	102,259,070	5.31%	107,126,998	4.76%	108,259,623	1.06%	121,614,239	12.34%
Transfers/Others	8,449	148,482	1657.39%	9,143	-93.84%	19,820	116.78%	39,189	97.72%	1,854,794	4632.95%	1,221,170	-34.16%	5,000	-99.59%
<b>Total Revenues</b>	<b>188,125,250</b>	<b>176,641,802</b>	<b>-6.10%</b>	<b>184,732,811</b>	<b>4.58%</b>	<b>198,006,055</b>	<b>7.19%</b>	<b>198,100,883</b>	<b>0.05%</b>	<b>199,527,703</b>	<b>0.72%</b>	<b>213,339,490</b>	<b>6.92%</b>	<b>218,410,119</b>	<b>2.38%</b>
<b>Total Available</b>	<b>214,042,377</b>	<b>213,576,087</b>	<b>-0.22%</b>	<b>219,987,128</b>	<b>3.00%</b>	<b>235,909,268</b>	<b>7.24%</b>	<b>236,859,929</b>	<b>0.40%</b>	<b>237,571,333</b>	<b>0.30%</b>	<b>259,709,558</b>	<b>9.32%</b>	<b>277,825,953</b>	<b>6.98%</b>
<b>Expenditures:</b>															
Academic Salaries	63,842,107	67,519,283	5.76%	69,495,581	2.93%	74,139,232	6.68%	74,815,429	0.91%	72,660,609	-2.88%	76,520,303	5.31%	76,413,469	-0.14%
Classified Salaries	29,063,337	30,660,767	5.50%	31,246,558	1.91%	33,240,377	6.38%	34,295,780	3.18%	34,371,437	0.22%	34,503,409	0.38%	38,954,368	12.90%
Employee Benefits	44,977,079	47,089,952	4.70%	52,733,788	11.99%	61,203,730	16.06%	60,945,781	-0.42%	58,277,799	-4.38%	62,847,900	7.84%	69,183,324	10.08%
Supplies & Materials	761,759	1,058,740	38.99%	1,091,765	3.12%	1,512,714	38.56%	1,396,400	-7.69%	629,156	-54.94%	1,187,001	88.67%	1,279,550	7.80%
Other Operating	18,416,657	16,616,262	-9.78%	16,837,354	1.33%	16,972,159	0.80%	18,437,112	8.63%	17,207,710	-6.67%	18,299,839	6.35%	30,756,649	68.07%
Capital Outlay	3,302,600	5,977,215	80.99%	5,268,000	-11.87%	3,671,109	-30.31%	2,281,923	-37.84%	1,806,576	-20.83%	2,241,675	24.08%	510,691	-77.22%
Transfers	16,744,553	9,399,551	-43.87%	5,410,869	-42.43%	6,410,901	18.48%	6,643,874	3.63%	6,247,978	-5.96%	4,693,597	-24.88%	3,620,000	-22.87%
<b>Total Expenditures</b>	<b>177,108,092</b>	<b>178,321,770</b>	<b>0.69%</b>	<b>182,083,915</b>	<b>2.11%</b>	<b>197,150,222</b>	<b>8.27%</b>	<b>198,816,299</b>	<b>0.85%</b>	<b>191,201,265</b>	<b>-3.83%</b>	<b>200,293,724</b>	<b>4.76%</b>	<b>220,718,051</b>	<b>10.20%</b>
Ending Balance	36,934,285	35,254,317	-4.55%	37,903,213	7.51%	38,759,046	2.26%	38,043,630	-1.85%	46,370,068	21.89%	59,415,834	28.13%	57,107,902	-3.88%
Adjustment to Beginning Balance	-	-		-		-		-		-		-		-	
Adjusted Beginning Fund Balance	36,934,285	35,254,317		37,903,213		38,759,046		38,043,630		46,370,068		59,415,834		57,107,902	
Ending Balance (% of Exp)	20.85%	19.77%		20.82%		19.66%		19.14%		24.25%		29.66%		25.87%	



**Rancho Santiago Community College District**  
*Adopted Budget*  
**2022-23**

Recap of Revenues and Expenditures  
 General Fund 11 and 13  
 2015-16 to 2022-23



**Rancho Santiago Community College District**  
*Adopted Budget*  
**2022-23**

Recap of Revenue and Expenses - General Fund 12

The table of multi-year financial information allows a comparison of prior fiscal years to projections for the current fiscal year. The table covers the following periods: fiscal years 2015-16 through 2022-23

	Actual 2015-16	Actual 2016-17	% Change	Actual 2017-18	% Change	Actual 2018-19	% Change	Actual 2019-20	% Change	Actual 2020-21	% Change	Actual 2021-22	% Change	Adopted Budget 2022-23	% Change
Adj. Beg. Balance	2,784,818	3,606,735	29.51%	3,630,182	0.65%	3,368,580	-7.21%	3,581,339	6.32%	3,368,721	-5.94%	4,433,337	31.60%	6,370,133	43.69%
<b>Revenues:</b>															
Federal Income	10,011,533	9,652,027	-3.59%	8,495,780	-11.98%	9,495,922	11.77%	9,477,974	-0.19%	20,206,781	113.20%	25,854,384	27.95%	23,460,189	-9.26%
<b>State Income:</b>															
Lottery	1,525,122	1,437,686	-5.73%	1,637,596	13.90%	2,222,329	35.71%	1,259,930	-43.31%	2,023,357	60.59%	1,932,762	-4.48%	1,688,685	-12.63%
Other State	31,633,314	47,449,282	50.00%	51,002,415	7.49%	77,256,386	51.48%	122,470,804	58.53%	121,224,393	-1.02%	56,285,897	-53.57%	78,467,401	39.41%
Total State	33,158,436	48,886,968	47.43%	52,640,011	7.68%	79,478,715	50.99%	123,730,734	55.68%	123,247,750	-0.39%	58,218,659	-52.76%	80,156,086	37.68%
<b>Local Income:</b>															
Other Local	2,340,770	2,286,150	-2.33%	2,288,279	0.09%	2,562,796	12.00%	2,361,123	-7.87%	1,963,403	-16.84%	1,602,246	-18.39%	4,991,215	211.51%
Total Local	2,340,770	2,286,150	-2.33%	2,288,279	0.09%	2,562,796	12.00%	2,361,123	-7.87%	1,963,403	-16.84%	1,602,246	-18.39%	4,991,215	211.51%
Transfers/Others	-	-	0.00%	-	0.00%	-	0.00%	26,137	0.00%	798,264	2954.15%	373,178	-53.25%	-	-100.00%
Total Revenues	45,510,739	60,825,145	33.65%	63,424,070	4.27%	91,537,433	44.33%	135,595,968	48.13%	146,216,198	7.83%	86,048,467	-41.15%	108,607,490	26.22%
Total Available	48,295,557	64,431,880	33.41%	67,054,252	4.07%	94,906,013	41.54%	139,177,307	46.65%	149,584,919	7.48%	90,481,804	-39.51%	114,977,623	27.07%
<b>Expenditures:</b>															
Academic Salaries	8,388,502	10,423,306	24.26%	9,864,269	-5.36%	9,809,173	-0.56%	9,331,718	-4.87%	10,327,414	10.67%	12,737,905	23.34%	10,934,084	-14.16%
Classified Salaries	11,868,603	12,882,796	8.55%	13,305,439	3.28%	15,276,311	14.81%	15,673,098	2.60%	15,181,996	-3.13%	16,089,986	5.98%	18,583,953	15.50%
Employee Benefits	6,306,769	7,842,052	24.34%	9,339,580	19.10%	11,904,399	27.46%	10,892,048	-8.50%	10,867,374	-0.23%	11,896,474	9.47%	14,752,480	24.01%
Supplies & Materials	1,983,824	2,721,167	37.17%	2,153,441	-20.86%	2,560,649	18.91%	2,467,487	-3.64%	3,218,118	30.42%	3,197,570	-0.64%	6,315,803	97.52%
Other Operating	10,909,044	21,501,755	97.10%	25,497,199	18.58%	48,134,434	88.78%	92,860,004	92.92%	92,333,927	-0.57%	29,090,292	-68.49%	53,936,554	85.41%
Capital Outlay	4,004,708	4,299,964	7.37%	2,451,092	-43.00%	2,102,656	-14.22%	3,260,667	55.07%	3,489,880	7.03%	4,583,373	31.33%	4,349,796	-0.0509618
Transfers	1,227,372	1,130,658	-7.88%	1,074,652	-4.95%	1,537,052	43.03%	1,323,564	-13.89%	9,732,873	635.35%	6,516,071	-33.05%	4,871,113	-25.24%
Total Expenditures	44,688,822	60,801,698	36.06%	63,685,672	4.74%	91,324,674	43.40%	135,808,586	48.71%	145,151,582	6.88%	84,111,671	-42.05%	113,743,783	35.23%
Ending Balance	3,606,735	3,630,182	0.65%	3,368,580	-7.21%	3,581,339	6.32%	3,368,721	-5.94%	4,433,337	31.60%	6,370,133	43.69%	1,233,840	-80.63%
Adjustment to Beginning Balance	-	-		-		-		-		-		-	-	-	
Adjusted Beginning Fund Balance	3,606,735	3,630,182		3,368,580		3,581,339		3,368,721		4,433,337		6,370,133		1,233,840	
Ending Balance (% of Exp)	8.07%	5.97%		5.29%		3.92%		2.48%		3.05%		7.57%		1.08%	

**Rancho Santiago Community College District**  
*Adopted Budget*  
**2022-23**

Recap of Revenues and Expenditures  
 General Fund 12  
 2015-16 to 2022-23

