

BOARD POLICY 6610

*OPPORTUNITIES FOR LOCAL HIRES AND LOCAL BUSINESS ON DISTRICT
CAPITAL IMPROVEMENT AND CONSTRUCTION PROJECTS*

LOCAL HIRE AND LOCAL BUSINESS REPORT



Period Covering Fiscal Years
2015-2020

Prepared by the Facility Planning, District Construction & Support Services Department

Published August 14, 2020



TABLE OF CONTENTS

INTRODUCTION.....	3
HISTORY.....	4
METHODOLOGY.....	5
OUTREACH EFFORTS.....	7
STATISTICAL SUMMARY.....	8
EXHIBIT A: Timeline of Activities.....	9
EXHIBIT B: List of Local Businesses.....	10
EXHIBIT C: Local Hires and Local Business Participation Form.....	11
EXHIBIT D: Local Hires and Local Business Contractor Close-Out Certification.....	12

INTRODUCTION

The purpose of this report is to provide the Board of Trustees a summary of the progress and performance per Board Policy (BP) 6610 Opportunities for Local Hires and Local Business on District Capital Improvement and Construction Projects, achieved during the fiscal years of 2015 through 2020.

HISTORY

On November 17, 2014, the Board of Trustees approved Board Policy (BP) 6610 - Opportunities for Local Hires and Local Business on District Capital Improvement and Construction Projects. This policy encourages contractors that work on public works capital projects to hire local residents or use local businesses to perform the work. The intent of the local hire policy was to provide job opportunities to local residents in the District's boundaries.

The Assistant Vice Chancellor of Facility Planning, District Construction & Support Services has been designated by the Chancellor with the responsibility for the administration, collection, and reporting of data in compliance with such policy for applicable projects.

Administrative Regulation (AR) 6610 was approved on May 18, 2015 to support the policy and to establish appropriate administrative procedures and criteria for qualifying local hires and local businesses in accordance with public contracting laws. Forms were created to facilitate the data collection from contractors on applicable projects. These forms have been incorporated into the bidding contract documents along with language to explain the District's desire to encourage contractors to comply with the goals of the policy for the participation of local hires and businesses. The contractors are required to submit a participation statement at the time of the bid proposal submittal and a close-out statement at the completion of the project pertaining to the participation of local workers and businesses.

METHODOLOGY

This report covers the data collected from contractors who were awarded contracts and have completed public works projects as defined in Public Contract Code §22002 with the District during the time span of May 18, 2015 through the publication date of this report. Covered public works capital construction projects in compliance with AR 6610 guidance are projects which are formally bid under the California Uniform Public Construction Cost Accounting Act, Public Contract Code §22002(c) per corresponding Board Policy 6603 - Informal Bidding Procedures. These projects require competitive bids presented under sealed cover and are accompanied by the required statutory form of bid security (see Figure 1.0).

Board Policy 6610 and Administrative Regulation 6610
Opportunities for Local Hires and Local Businesses on District Capital Improvement and Construction Projects
Summary of Capital Improvement and Construction Contractor Contracts for Informal and Formal Bids
Covering Fiscal Years to Date 2015-2020

Local Hire - Goal 50%					Local Hire Classification									
Fiscal Year	Number of Projects	Total # of Workers	Total # Local Hires	% of Local Hires	Local Resident by Zip	% Local Resident by Zip	Veterans	% Veterans	Current Students	% Current Students	Former Students	% Former Students	Apprentice	% Apprentices
2015-2016	15	177	41	23.16%	25	14.12%	1	0.56%	0	0.00%	1	0.56%	18	10.17%
2016-2017	17	227	35	15.42%	25	11.01%	2	0.88%	0	0.00%	5	2.20%	8	3.52%
2017-2018	11	131	42	32.06%	33	25.19%	0	0.00%	0	0.00%	2	1.53%	12	9.16%
2018-2019*	10	85	27	31.76%	13	15.29%	4	4.71%	0	0.00%	0	0.00%	13	15.29%
2019-2020	11	123	42	34.15%	34	27.64%	0	0.00%	0	0.00%	0	0.00%	11	8.94%

Local Business - Goal 25%					Local Business Classification													
Fiscal Year	Number of Projects	Total # Businesses	Total # Local Businesses	% of Local Businesses	Local Business by Zip	% Local Business by Zip	Veteran Owned	% Veteran Owned	MBE	% MBE	WBE	% WBE	DVBE	% DVBE	Internship	% Internship	Apprenticeship	% Apprenticeship
2015-2016	15	52	25	48.08%	20	38.46%	1	1.92%	0	0.00%	3	5.77%	1	1.92%	0	0.00%	6	11.54%
2016-2017	17	116	52	44.83%	40	34.48%	5	4.31%	7	6.03%	0	0.00%	5	4.31%	0	0.00%	7	6.03%
2017-2018	11	50	21	42.00%	12	24.00%	1	2.00%	3	6.00%	2	4.00%	1	2.00%	0	0.00%	7	14.00%
2018-2019*	10	47	16	34.04%	12	25.53%	0	0.00%	1	2.13%	1	2.13%	0	0.00%	0	0.00%	1	2.13%
2019-2020	11	55	29	52.73%	18	32.73%	2	3.64%	4	7.27%	2	3.64%	2	3.64%	0	0.00%	9	16.36%

Notes:
 Per Board Policy 6603, Informal Bidding Procedures under the California Uniform Public Construction Cost Accounting Act (CUPCCAA), Public Contract Code Section 22002(c) et seq., the District follows informal bidding procedures for capital construction projects.
 Informal bid threshold for 2015-2019 was \$45,000 - \$175,000
 Informal bid threshold for 2019-current is \$60,000-\$200,000
 Formal bid threshold for 2015-2019 is above \$175,000
 Formal bid threshold for 2019-current is above \$200,000
 * Data pending for 1 additional project for 2018-2019

Facility Planning, District Construction & Support Services Department
 7/26/2020

Figure 1.0

This report does not include projects that are covered by other District project labor agreements such as the Community and Student Workforce Project Agreement (CSWPA) for projects that are funded by Measure Q (Dunlap Hall Renovation, Central Plant and Infrastructure, Science Center and Johnson Student Center), including, the partially state funded and locally funded Health Sciences Building at Santa Ana College. These projects are monitored under separate and specific hiring goals. Additionally, any public projects that are deemed an emergency in accordance with Public Contract Code §1102, 20654, and 22035, are exempt from this report. Routine and recurring maintenance work and/or incidental installation work associated with the purchase of equipment is also excluded.

Board Policy 6610 has the following goals: 50% participation of local hires and 25% participation of local businesses for all public works projects awarded by the District each fiscal year. The intent is to meet and/or exceed the participation goals established by the Board of Trustees.

All contractors / firms hired self-report statistical data using the Local Hires and Local Business Participation Form (see Exhibit C). This data is required to be submitted with each pay application during the course of the project.

At the conclusion of the project, all contractors / firms hired are also required to submit a Local Hires and Local Business Contractor Close-Out Certification (see Exhibit D) in order to obtain final payment / retention release.

To date, the Facility Planning, District Construction & Support Services Department has spent a significant amount of time revising and improving the implementation of this Board Policy and Administrative Regulation to increase efforts of local hire and local business participation on public works projects. Improvements have been made in the collection of data and working with the local and other contracting community to better understand the District's goals and requirements. Since the onset of approval of the Administrative Regulation 6610 in May 2015, it is estimated that over the last five years the department has dedicated over 5,000 hours to implement and improve these efforts to meet the intent of Board Policy 6610. The District is hopeful that this process will become easier and understood by the contracting community as these efforts continue across projects.

Per AR 6610, the Assistance Vice Chancellor of Facility Planning, District Construction & Support Services has the authority to include any additional projects or contracts that will be subject to the requirements of BP 6610 on a case-by-case basis. As a result of lessons learned over the years, the District has expanded covered projects under BP 6610 to include additional public works projects that are informally bid pursuant to Public Contract Code Section §22002(c) and is currently running a test pilot to further include other smaller scale public works projects under the formal bid limits (see Figure 2.0).

Opportunities for Local Hires and Local Businesses
Summary of Solicitation of Quotes/Field Agreement for Services Projects
TEST PILOT: Facility Planning, District Construction and Support Services Department
Covering Fiscal Years to Date 2015-2020

Historical Local Business Summary May 2015 - December 2019				
Local Business - Goal 25%				
Fiscal Year	Number of Projects	Total # Businesses	Total # Local Businesses by Zip Code	% of Local Businesses
2015-2016	29	29	18	62.07%
2016-2017	116	116	62	53.45%
2017-2018	116	116	51	43.97%
2018-2019	86	86	52	60.47%
2019-2020 (7/2019 - 12/2019)	49	49	23	46.94%

Local Hire - Goal 50%					Local Hire Classification									
Fiscal Year	Number of Projects	Total # of Workers	Total # Local Hires	% of Local Hires	Local Resident by Zip	% Local Resident by Zip	Veterans	% Veterans	Current Students	% Current Students	Former Students	% Former Students	Apprentice	% Apprentices
2019-2020 (12/2019 - 6/2020)*	14	52	25	48.08%	21	40.38%	0	0.00%	0	0.00%	2	3.85%	2	3.85%

Local Business - Goal 25%					Local Business Classification													
Fiscal Year	Number of Projects	Total # Businesses	Total # Local Businesses	% of Local Businesses	Local Business by Zip	% Local Business by Zip	Veteran Owned	% Veteran Owned	MBE	% MBE	WBE	% WBE	DVBE	% DVBE	Internship	% Internship	Apprenticeship	% Apprenticeship
2019-2020 (12/2019 - 6/2020)*	14	25	12	48.00%	12	48.00%	0	0.00%	2	8.00%	3	12.00%	0	0.00%	0	0.00%	1	4.00%

Notes:

In 2019, the Facility Planning, District Construction & Support Services Department, began test piloting the application of the AR 6610 procedures to smaller scale projects that only require a solicitation of quote process under Board Policy 6603, Informal Bidding Procedures Under the California Uniform Public Construction Cost Accounting Act (CUPCAA), Public Contract Code Section 22002(c) et seq. as a means to expand local business and local hire participation.

Threshold for 2015-2019 was \$1,000 - \$44,999

Threshold for 2019-current is \$1,000 - \$59,999

*Pending data on additional projects, Fiscal Year 2020 still in progress

Facility Planning, District Construction & Support Services Department
7/26/2020

Figure 2.0

OUTREACH EFFORTS

Over the years, the District has participated, and continues to participate, in a number of outreach events (see Exhibit A). These efforts range from local high school career fairs through regional Small Business Administration affiliated events, as well as on-going outreach to local labor organizations.

Additionally, the District has released formal and informal bids that form the foundation of our List of Local Businesses (see Exhibit B). Due to the changing nature of the business / contracting world, this list is actively maintained to ensure that it is complete and up to date.

Targeted categories of businesses that form the basis of this list are:

- Local businesses identified by RSCCD service area / zip code
- Veteran-owned business enterprise (VBE)
- Minority-owned business enterprise (MBE)
- Woman-owned business enterprise (WBE)
- Disabled Veteran-owned business enterprise (DVBE)
- Businesses with District-recognized internship programs
- Businesses with District-recognized apprenticeship programs

STATISTICAL SUMMARY

The following summary highlights the results of the last five fiscal years in implementing Board Policy 6610 for capital construction projects (formally and informally bid) and demonstrates a high percent of success in meeting the Board's goal percentage for local business participation and an increase in local hires over the years as this is often due to a variety of factors such as the number of projects underway and the scope of work.

SUMMARY BY FISCAL YEAR FOR FORMALLY AND INFORMALLY BID PROJECTS							
<i>(Does not include maintenance work)</i>							
Fiscal Year	Number of Projects	Total # of Workers	Total # of Local Hires	% of Local Hires Goal: 50%	Total # of Businesses	Total # of Local Businesses	% of Local Businesses Goal: 25%
2015 - 2016	15	177	41	23.16%	52	25	48.08%
2016 - 2017	17	227	35	15.42%	116	52	44.83%
2017 - 2018	11	131	42	32.06%	50	21	42.00%
2018 - 2019*	10	85	27	31.76%	47	16	34.04%
2019 - 2020	11	123	42	34.15%	55	29	52.73%
Totals	64	743	187		320	143	

*Data pending for 1 additional project for 2018 - 2019

REPORTING HIGHLIGHTS

There has been a total of 64 applicable projects, with 320 businesses participating. A total of 187 local hires worked and 143 local businesses participated on these projects.

EXHIBIT A

Timeline of Activities

Local Business and Local Hire Timeline of Activities












2013	2014	2015	2016	2017	2018-2020
<ul style="list-style-type: none"> Aug: RFQ advertised for Architects and Construction Managers Dec: Prequalified lists established for Architects (15), Engineers (7), and Construction Management (10) 	<ul style="list-style-type: none"> Feb: Outreach at NGIP California Chapter Reverse Trade Show (2 events)  Mar: Board of Trustees approves the CSWPA for Measure Q projects Mar: Outreach at Society of Marketing Professional Services, Orange County Chapter Event  Nov: Board of Trustees adopts BP 6610, <i>Opportunities for Local Hires and Local Businesses on District Capital Improvement and Construction Projects</i> 	<ul style="list-style-type: none"> Apr: RFQ re-advertised for Architects May: AR 6610 approved, establishing guidelines for implementing <i>Opportunities for Local Hires and Local Businesses on District Capital Improvement and Construction Projects</i> May/June: Added local hire/local business to all RFP/RFQ professional consultant selection screening criterial and formal bid contract agreements May: Outreach at 5th Annual SBA Southern CA Conference Matchmaking Events  May: Outreach at SCC and SAC Resource Fairs  Oct: 4 Architect firms added to prequalified list along with 3 engineering firms 	<ul style="list-style-type: none"> Mar: Outreach at SAC Open House and Expo  Apr: Outreach at 6th Annual SBA Southern CA Conference Matchmaking Events  Apr: Board of Trustees adopts BP 3821 <i>Gift Ban Policy</i> May: Board of Trustees Revises BP 2710 <i>Conflict of Interest Policy</i> 	<ul style="list-style-type: none"> Mar: RSCCD Hosts Construction Resource Career Fair with Local Unions  July, August and September: RFQ re-advertised for Architects Oct: 6 Architect firms added to prequalified list 	<ul style="list-style-type: none"> Mar 2019: Outreach at SCC Job Fair  Nov 2019: Outreach at HBHS Career Fair  2019: Extend local hires/local business to Solicitation of Quotes process as test pilot
					RSCCD Facilities Planning, District Construction & Support Services Department 05/13/2020

EXHIBIT B

List of Local Businesses

**List of Local Businesses
Covering Fiscal Years to Date 2015-2020**

Local Contractor/Subcontractor/Supplier	Local Business Classification						Year Worked
	Zip Code	Veteran	MBE	WBE	DVBE	Apprenticeship	
A & D Fire Sprinkler, Inc. 2100 East Howell Avenue Anaheim, CA 92806	✓					✓	2017
A & H Communications, Inc. 1791 Reynolds Avenue Irvine, CA 92614	✓					✓	2019
A Good Sign & Graphics Co 2110 South Susan Street Santa Ana, CA 92704	✓						2017, 2019
ABC Resources, Inc. Ontario, CA 91762						✓	2017
Academy Electric Incorporated 864 South Winthroe Street Orange, CA 92869	✓						2016, 2017, 2018, 2019
Ace Hardware Orange, CA 92869	✓						2017
Action Door Repairs 11632 Westminster Avenue Garden Grove, CA 92843	✓						2018, 2019
Aire-Masters Air Conditioning 12556 McCann Drive Santa Fe Springs, CA 90670						✓	2017
Allied 1244 N. Anaheim Blvd. Anaheim, CA 92801	✓						2016
American Builders Supply/Site One Landscape 610 N. Batavia St. Orange, CA 92868	✓						2018
American Leak Detection 604 North Townsend Street, Suite D Santa Ana, CA 92703	✓						2018
AMPCO Contracting, Incorporated 1420 South Allec Street Anaheim, CA 92805	✓					✓	2019
Anixter, Incorporated Anaheim, CA 92807	✓						2017
Aramexx Construction 123 East 9th Street, Suite 100D Upland, CA 91786			✓				2017
Arrowhead Digital Solutions 2239 Business Way Riverside, CA 92501						✓	2016
ASCI Security 18 Goodyear, #100 Irvine, CA 92618	✓						2018, 2019
Associate Ready Mix Newport Beach, CA 92660	✓						2017
Ben's Asphalt, Inc. 2200 S Yale Street Santa Ana, CA 92704	✓						2017, 2018
Bishop, Incorporated 1429 West Collins Avenue Orange, CA 92867	✓		✓				2015, 2016, 2017
Breaker Depot Anaheim, CA 92806	✓						2017
Bright Electric, Inc. 1208 E. Walnut Street, Unit I Santa Ana, CA 92701	✓						2017
C-Below, Inc. Chino, CA 91710						✓	2017
C.A. Granger Construction, Inc. 750 North Batavia St. #F Orange, CA 92868	✓						2016

**List of Local Businesses
Covering Fiscal Years to Date 2015-2020**

Local Contractor/Subcontractor/Supplier	Local Business Classification						Year Worked
	Zip Code	Veteran	MBE	WBE	DVBE	Apprenticeship	
C.I. Services, Incorporated 11654 East Stanford Court Anaheim, CA 92805	✓					✓	2015
California Custom Entrance 1040 North Batavia, Unit C Orange, CA 92867	✓			✓			2017
Case Land Surveying, Inc. 614 N. Eckhoff Street Orange, CA 92868	✓			✓			2018
Case Systems, Inc 18 Morgan, Suite 200A Irvine, CA 92618	✓						2018, 2019
Clean Path Sweeping 1341 S. Paton Street Santa Ana, CA 92707	✓						2019
Climatec 18002 Cowan Irvine, CA 92614	✓						2017, 2018, 2019
Coast Electric 128 East Dyer Rd Santa Ana, CA 92707	✓						2015, 2016
Commercial Aquatics 1121 North Hawk Circle Anaheim, CA 92807	✓						2018
Consult Construction Corp. 4623 Maytime Lane Culver City, CA 90230			✓				2019
Convergint Technologies, LLC 1667 North Batavia Street Orange, CA 92867	✓						2019
Cosco Fire Protection Brea, CA 92821						✓	2017
Crane Rental Service, Inc. 1901 W. Collins Avenue Orange, CA 92867	✓						2015
D4 Solutions 128 E. Dyer Road, Suite F Santa Ana, CA 92707	✓						2015, 2016, 2017, 2018, 2019
Day Lite Maintenance Company, Inc. 275 South Lewis Street Orange, CA 92868	✓						2016
De La Torre Commercial Interiors, Inc. 134 West Lincoln Avenue Orange, CA 92865	✓						2015, 2016, 2017, 2018, 2019, 2020
Don Williamford, Incorporated Anaheim, CA 92807	✓						2017
Dunn-Edwards Paints Anaheim, CA 92806	✓						2017
Dunn-Edwards Paints 521 W. 17th Street Santa Ana, CA 92706	✓						2019
El Camino Asphalt Paving 784 N. Lemon St. Orange, CA 92867	✓						2019
Elevating Sales Corporation 331 Brea Hills Avenue Brea, CA 92823		✓			✓		2016
Elite Roofing Supply 1922 N. Main Street Orange, CA 92865	✓						2016
Embee Technologies 17741 Cowan Irvine, CA 92614	✓						2016
Engineering/Remediation Resources 1541 Parkway Loop, Suite D Tustin, CA 92780	✓						2016

**List of Local Businesses
Covering Fiscal Years to Date 2015-2020**

Local Contractor/Subcontractor/Supplier	Local Business Classification						Year Worked
	Zip Code	Veteran	MBE	WBE	DVBE	Apprenticeship	
Express Pipe and Supply Anaheim, CA 92805	✓						2017
Franklin Young International, Incorporated Upland, CA 91786		✓			✓		2017
G & C Equipment Corp. 1875 W. Redondo Bch #102 Gardena, CA 90247		✓			✓		2015, 2016
G.O. Rodriguez Trucking, Inc. P.O. Box 2211 Irwindale, CA 91706			✓				2019
Ganahl Lumber Company 1220 East Ball Road Anaheim, CA 92805	✓						2019
Geary Pacific Supply 1360 N. Hancock St. Anaheim, CA 92807	✓						2019
GMS Elevator Services, Incorporated 401 Borrego Court San Dimas, CA 91733						✓	2018
Golden Gate Construction 6481 Orangethorpe Avenue, Suite 26 Buena Park, CA 90620			✓				2017, 2018, 2019
Golden Star Technology, Inc. 12881 166th Street Cerritos, CA 90703			✓	✓			2020
Hamel Concrete, Incorporated 26431 Jefferson Avenue, Suite A Murrieta, CA 92652						✓	2017
Harbor Freight Tools Tustin, CA 92866	✓						2017
Harder Concrete Breaking, Inc. 5500 Feather Yorba Linda, CA 92887	✓						2017
HD Supply Construction Supply dba HD Supply Construction & Industrial 1815 Ritchey Street Santa Ana, CA 92705	✓						2019
Heavy Equipment Rentals, LLC Corona, CA 92883	✓						2017
High Rise Glass & Door, Inc. 1515 N. Kramer Blvd., Suite A Anaheim, CA 92806	✓						2016, 2017, 2018, 2019
Hi-Tech Cabling 1045 Armado St. Anaheim, CA 92806	✓						2016, 2017
H.K. Electrical, Inc. 17428 Lahey Street Granada Hills, CA 91344				✓			2016
Holiday Rock Company, Inc. Irvine, CA 92606	✓						2017
Home Depot 435 W. Katella Avenue Anaheim, CA 92867	✓						2016
Home Depot 1855 N. Tustin Orange, CA 92865	✓						2016, 2017
Hub Construction Supplies 2710 Main Street Santa Ana, CA 92707	✓						2017
Imperial Sprinkler Supply Anaheim, CA 92807	✓						2017
Inland Cutter Service, Incorporated 30386 Bear River Drive Orange, CA 92867	✓						2017

**List of Local Businesses
Covering Fiscal Years to Date 2015-2020**

Local Contractor/Subcontractor/Supplier	Local Business Classification						Year Worked
	Zip Code	Veteran	MBE	WBE	DVBE	Apprenticeship	
Interior Office Solutions 17800 Mitchell North Irvine, CA 92614	✓						2018
Irvine Valley Air Conditioning 2961 E. Coronado Street Anaheim, CA 92806	✓						2016, 2017, 2018, 2019
J&B Survey Poway, CA 92604			✓				2017
JB Bostick Company, Inc. 2870 East La Cresta Anaheim, CA 92806	✓						2015, 2018, 2019
J.C. Palomar, Inc. 2627 South Main Street Santa Ana, CA 92707	✓						2016
J & M Concrete Contractors, Inc. Orange, CA 92868	✓					✓	2017, 2018
JLM Installations, Inc. 425 North Pine Street Anaheim, CA 92805	✓						2015
Kana Subsurface Engineering 12620 Magnolia Avenue Riverside, CA 92503		✓	✓		✓	✓	2017
Karcher Environmental, Inc. 22300 East Orangewood Avenue Anaheim, CA 92806	✓						2018
Kazoni, Incorporated dba Kasoni Constr. 150 Paularino Avenue, Suite D160 Costa Mesa, CA 92626	✓			✓			2019
Keeping Score Anaheim, CA 92806	✓						2017
Kindness General Contactors, Inc. 12891 Nelson Street Garden Grove, CA 92840	✓						2015
Kinetic Sawing & Coring, Inc. Riverside, CA 92501						✓	2017
Klondike Construction Services, Incorporated 10016 Pioneer Blvd. Suite 210 Santa Fe Springs, CA 90670						✓	2015
KML Services P.O. Box 25607 Anaheim, CA 92825						✓	2019
Knorr Systems, Inc. 2221 Standard Avenue Santa Ana, CA 92707	✓						2017
KYA Services, Inc. 1522 Brookhollow Drive, Suite 3 Santa Ana, CA 92705	✓						2017, 2020
L & W Supply Company Orange, CA 92865	✓						2017
Letner Roofing Company 1490 North Glassell Orange, CA 92867	✓					✓	2016, 2017, 2018
Lowe's Irvine, CA 92602	✓						2017
Main Electric Supply Co. 2691 Richter Avenue #119 Irvine, CA 92606	✓						2016
Marathon Business Solutions 18001 Sky Park Circle, Suite B Irvine, CA 92614	✓						2017
Matson Construction Services, Inc. P.O. Box 11569 Westminster, CA 92685-1569	✓						2016

**List of Local Businesses
Covering Fiscal Years to Date 2015-2020**

Local Contractor/Subcontractor/Supplier	Local Business Classification						Year Worked
	Zip Code	Veteran	MBE	WBE	DVBE	Apprenticeship	
Mc De's Rock Pumps, Inc. P.O. Box 5974 Orange, CA 92863	✓						2019
McGuire Contracting Fontana, CA 92337						✓	2017
MD Insulation Company 9702 Klingerman Street South El Monte, CA			✓				2017
Meyer Coatings 606 North Eckhoff Street Orange, CA 92868	✓						2015, 2016
Moore Flooring, Incorporated 5497 Vine Street Chino, CA 91710				✓		✓	2016
Multiquip Industries 22605 La Palma #507 Yorba Linda, CA 92887	✓						2017
National Construction 1550 E. Chestnut Avenue Santa Ana, CA 92701	✓						2015, 2016
Newbuid Construction & Restoration 625 West Katella Avenue #27 Orange, CA 92867	✓						2017, 2018, 2019, 2020
Olive Mill 4247 E. La Palma Avenue Anaheim, CA 92807	✓						2020
Orange Coast Company 730 South Grand Santa Ana, CA 92705	✓						2015
Orange County Fire Protection 137 West Bristol Lane Orange, CA 92865	✓						2017
Pacific Parking Systems, Inc. 216 C Technology Drive Irvine, CA 92618	✓						2015
Pacific Supplier 675 Batavia St. Orange, CA 92867	✓						2017
Painting & Décor, Incorporated P.O. Box 5926 Orange, CA 92863	✓					✓	2015
Patriot Contracting & Engineering, Inc. 22601 La Palma Ave, Ste 100 Yorba Linda, CA 92887	✓					✓	2017, 2018
Patriot Electric, Inc 749 W. La Mark Drive Anaheim, CA 92802	✓						2020
Paving Net Contractor & Supply 11 S. Termino Suite #214 Long Beach, CA 90803		✓			✓		2017
Post Earthworks Constructors, Inc. 2967 E. Coronado St. Anaheim, CA 92806		✓			✓		2018
Power Plus! 1210 North Red Gum Street Anaheim, CA 92806	✓						2018
Precision Air Balancing Company 1240 N. Jefferson St. Suite H Anaheim, CA 92807	✓			✓			2015
Professional Plumbing & Drain Cleaning, Inc. 1440 South Street College Blvd, Suite F Anaheim, CA 92806	✓						2016, 2017, 2018, 2019, 2020
Progressive Flooring 15171 Del Amo Avenue, Ste 4-7 Tustin, CA 92780	✓					✓	2016, 2020

**List of Local Businesses
Covering Fiscal Years to Date 2015-2020**

Local Contractor/Subcontractor/Supplier	Local Business Classification						Year Worked
	Zip Code	Veteran	MBE	WBE	DVBE	Apprenticeship	
Project Support Services 747 W. Katella Avenue, Suite 209 Orange, CA 92867	✓						2016, 2017
PVL Signs & Graphics 1342 Bell Avenue, Suite 3N Tustin, CA 92780	✓						2018
Quality Office Furnishings, Inc. 23825 Via Del Rio Yorba Linda, CA 92887	✓			✓			2017, 2018, 2019, 2020
Quezada Pro Landscaping, Inc. 1415 East McFadden Ave, Ste H Santa Ana, CA 92705	✓	✓					2017, 2018, 2019, 2020
R2B Engineering 23441 South Pointe Drive, Suite 280 Laguna Hills, CA 92653						✓	2019
Rainbow Glazing, Inc. 1510 Kimberly Avenue Fullerton, CA 92831			✓	✓		✓	2018
Ramco General Engineering Contractor P.O. Box 920878 Sylmar, CA 91392		✓			✓	✓	2019
Robertsons Ready Mix Construction Circle West Irvine, CA 92606	✓						2017
RSD 2890 E. Coronado St. Anaheim, CA 92806	✓						2019
SA Waste Recycling 1804 W. 5th Street Santa Ana, 92703	✓						2015
Savala Equipment Company Irvine, CA 92660	✓		✓	✓			2017
Servpro of Tustin 1142 E. Chesnut Avenue Santa Ana, CA 92701	✓						2016
Sign Specialists Corporation 111 Dryer Road, Unit F Santa Ana, CA 92707	✓						2015
Signature Flooring 1353 E. Wilshire Avenue Santa Ana, CA 92705	✓						2016
Signature Flooring, Inc. 701 North Hariton Street Orange, CA 92868 (New Address)	✓						2018
SimplexGrinnell 1701 W. Sequoia Orange, CA 92868	✓						2016
Site One Landscape Supply 610 N. Batavia St. Orange, CA 92868	✓						2017, 2019
Sol Source, Inc. 14511 Franklin Avenue, Suite 280 Tustin, CA 92780	✓						2018, 2019
Southern California Security Centers, Inc. 16711 Parkside Avenue Cerritos, CA 90703				✓			2019
Southland Industries 7421 Orangewood Ave. Garden Grove, CA 92641	✓						2015
Southwest Toyota Lift 1311 North Blue Gum Anaheim, CA 92806	✓						2017
Sunbelt Rentals 1170 N. Main St. Orange, CA 92867	✓						2019
Sunshine Supply Company, Inc. Anaheim, CA 92806	✓						2015, 2017

**List of Local Businesses
Covering Fiscal Years to Date 2015-2020**

Local Contractor/Subcontractor/Supplier	Local Business Classification						Year Worked
	Zip Code	Veteran	MBE	WBE	DVBE	Apprenticeship	
Sunstate Equipment Rental 4460 E. LaPalma Avenue Anaheim, CA 92807	✓						2017
T3 Contractors Corporation 17130 Van Buren Blvd. #53 Riverside, CA 92504						✓	2017, 2018
Tecta America 1217 East Wakeham Avenue Santa Ana, CA 92705	✓						2016
TEM 1415 N. Burton Place Anaheim, CA 92806	✓						2019
The Culver Group, Inc. Tustin, CA 92780	✓						2017
Thompson Building Material Orange, CA 92865	✓						2017
Tile Expo Anaheim, CA 92806	✓						2017
TL Veterans Construction, Incorporated 18345 Sierra Hwy, #7 Santa Clarita, CA 91351					✓		2017
Traffic Management, Inc. Anaheim, CA 92805	✓						2017
TreeSmith Enterprises 1551 N. Miller St. Anaheim, CA 92806	✓						2015
Trinity Equipment Rentals 8531 Mission Boulevard Jurupa Valley, CA 92509			✓				2019
Tropical Plaza Nursery, Inc. 9642 Santiago Blvd. Villa Park, CA 92861-2521	✓						2016, 2017, 2018, 2019
Twining Consulting, Inc. 1801 Sky Park Circle, Suite J. Irvine, CA 92614	✓						2018
United Rentals 1354 N. Red Gum Ave. Anaheim, CA 92806	✓						2018, 2019
Vanguard Equipment Rentals Orange, CA 92867	✓						2017
VFS Fire & Security Services 501 West Southern Avenue Orange, CA 92865	✓						2018, 2019
Villa Park Leasing Group Irvine, CA 92606	✓						2017
Walters Wholesale Electric Co. 1510 South Ritchey Street Santa Ana, CA 92705	✓						2018
Waste Management 1800 S. Grand Avenue Santa Ana, CA 92705	✓						2016
West Coast Fire & Integration 3199-D Airport Loop Drive Costa Mesa, CA 92626	✓						2017
West Coast Sand And Gravel Buena Park, CA 90620			✓				2017
Whitecap Construction Supplies 1815 Ritchey Street Santa Ana, CA 92705	✓						2017
Window Shades East 228 East 17th Street Santa Ana, CA 92706	✓						2015, 2016, 2017, 2018, 2019

***List of Local Businesses
Covering Fiscal Years to Date 2015-2020***

Local Contractor/Subcontractor/Supplier	Local Business Classification						Year Worked
	Zip Code	Veteran	MBE	WBE	DVBE	Apprenticeship	
Xerox Corporation 1851 E. First Street Suite 300 Santa Ana, CA 92705	✓						2017, 2018

College Approved Apprenticeship Programs

California/Nevada Training Trust
 Orange County JATC
 Metropolitan Water District of Southern California
 Southern California Operating Engineers
 Orange County Electrical Apprenticeship
 Southern California Surveyors Joint Apprenticeship
 Southwest Carpenters Training Fund
 Electricians Joint Apprenticeship Training Committee
 Carpenters Local #803 and 2361 Programs
 International Brotherhood of Electrical Workers #441
 Operating Engineers Local #12
 Surveyors Local #12

Facility Planning, District Construction & Support Services Department
 7/31/2020

EXHIBIT C

Local Hires and Local Business Participation Form



Building the future through quality education

2323 North Broadway • Santa Ana, CA 92706 • 1-640 • (714) 480-7300 • www.rscdd.edu

Santa Ana College • Santiago Canyon College

Local Hires and Local Businesses Participation

On May 18, 2015, The Board of Trustees approved Board Policy 6610 which applies to contracts awarded for public projects, as defined in the Public Contract Code Section 22002, to require the awarded contractor to complete and submit forms pertaining to local hires and local businesses participation.

_____ is the prime contractor for the project, _____.

Therefore, the District is requesting your assistance in providing the information pertaining to the project. Please answer the questions below.

1. On this project, our business (check the applicable boxes below):

- ☐ Provided labor (use attached form for workers)
☐ Provided materials or supplies
☐ Furnished or provided equipment rentals
☐ Other service: _____

(Please indicate the type of service above)

2. Please specify if your business is:

If "yes" selected for items A-D, provide certification upon request

- A. Minority Business Enterprise (MBE) Yes ☐ No
B. Women Business Enterprise (WBE) ☐ Yes ☐ No
C. Disabled Veteran Business Enterprise (DVBE) ☐ Yes ☐ No
D. Veteran Owned Business (DD Form 214 card) Yes No

3. This business participates in an internship program: ☐ Yes ☐ No

If yes, please state what type of internship program your business offers?

4. This business utilized an apprentice from the apprenticeship program: ☐ Yes ☐ No

If yes, please provide the name of apprenticeship program _____.

5. Please complete the information below:

Company Name:		
Address:		
City:	State:	Zip Code:
Completed by:	Contact Telephone No:	
Email:		

Signature: _____ Date: _____

6. Should you have any questions regarding this form, please call 714-480-7510. Your time and cooperation are greatly appreciated.

EXHIBIT D

Local Hires and Local Business Contractor Close-Out Certification



Contractor Workers Summary

Project Name _____
Project ID: _____

Company Name:								
Mailing Address:								
City:				State:		Zip Code:		
Completed by (Full Name):					Contact No.:			
Email Address:					Date Submitted:			
Please click on the applicable box below pertaining to your company on the project.								
<input type="checkbox"/> I am the Prime Contractor.								
<input type="checkbox"/> I am the Subcontractor. The portion of work is for: _____								
Local Hire Definition Pursuant to Board Policy 6610:								
Local Hires are identified by their zip codes of residence*: 92602, 92606, 92610, 92612, 92614, 92618, 92620, 92626, 92627, 92660, 92675, 92676, 92679, 92688, 92701, 92703, 92704, 92705, 92706, 92707, 92708, 92780, 92782, 92802, 92805, 92806, 92807, 92808, 92840, 92843, 92861, 92862, 92865, 92866, 92867, 92868, 92869, 92883, 92887								
Local Hires are also identified by these categories:								
<ul style="list-style-type: none">• Current or former Rancho Santiago Community College District (RSCCD) Student• Veteran								
A RSCCD student is individual who is or was enrolled in one or more classes at any of these campuses (Santa Ana College, Centennial Education Center, Digital Media Center, Orange County Sheriff's Regional Training Academy, Santiago Canyon College or Orange Education Center).								
Additionally, please indicate if your worker is an intern or apprentice (applicable to businesses that utilizes an internship program or apprenticeship program).								
1. List ALL workers who have worked on this project.								
2. Check all applicable boxes pertain to <u>EACH</u> of the workers.								
Worker (Full Name)		Zip Code		Local Resident*	RSCCD Student	Veteran	Intern	Apprentice
1								
2								
3								
4								
5								
6								
7								
8								
9								
10								
11								
12								
13								
14								
15								

Please make a copy of this page, if you required additional pages

LOCAL HIRE AND LOCAL BUSINESS CONTRACTOR CLOSE-OUT CERTIFICATION

(To be Submitted Upon Completion of the Project and as a Precondition to Final Payment)

Project Name: _____

Contractor: _____

The Contractor shall complete this form for purposes of reporting participation by Local Hires and Local Businesses on the Project. At the end of the Project and as a precondition for receipt of Final Payment, the Contractor shall provide a final written analysis and evaluation of the final percentage of Local Hires and Local Businesses on the entire Project.

The percentage for Local Hire participation shall be calculated by taking the ratio of the total number of workers performing work on the Project that are Local Hires as defined above, compared against the total number of all workers performing work on the Project.

The percentage for Local Business participation shall be calculated by taking the ratio of the total number of businesses providing any labor, materials or services for the Project authorized by the Contractor or its subcontractors that are Local Businesses as defined above, compared against the total number of all businesses providing any labor, materials or services for the Project authorized by the Contractor or its subcontractors.

Total Number of Workers on Project	Total Number of Local Hires on Project	Total Number of Businesses on Project	Total Number of Local Businesses on Project
Percentage of Local Hires: _____ %		Percentage of Local Businesses: _____ %	

In submitting this form, the Contractor certifies that it has independently verified that all Local Hires and Local Businesses noted in this form meet the definitions for Local Hires and Local Businesses as set forth in the Local Hires and Local Businesses Participation Statement. The District may request Contractor to provide additional information or documents to support the numbers listed above. Contractor agrees to provide all additional information or documents requested by the District. Failure to provide any requested information may result in the District delaying Final Payment to the Contractor and Contractor agrees that it shall have no claim for additional costs or days resulting from or in any way related to providing the information in this form.

I certify under penalty of perjury under the laws of the State of California that the foregoing is true and correct.

Name: _____

Signature: _____

Title: _____

Date: _____