



District Safety Update

Board Meeting April 23, 2018

About District safety
18 FT/15 PT officers
24/7 - 365 operations
Dispatcher services
Hybrid



Public Safety Task Force

- 11 Recommendations
- Recommendation 1,3,5,6,7,9,and 11 are Complete
- Recommendations 2, 4, 8 and 10 are in planning or under review
- Highlights

Recommendation 1: Structure of Safety and Security

- **Recommended: transition from current unarmed public safety to a hybrid armed non sworn department.**
- **This recommendation is complete:**
- **7 managers armed**
- **6 current employees armed**
- **3 external recruitment**

Recommendation 2: Joint Training and Exercises

- **Recommended: establish close working relationship with SAPD and OPD by training together whenever possible.**
- **This recommendation is ongoing:**
- **Training of armed personnel**
- **Communication with local agencies**
- **Drill planned for October 2018**

Recommendation 3, 4, & 5

- **Recommended 3: additional officers and supervisory coverage - complete.**
- **Recommended 4: Environmental Safety and Emergency Services position - planning**
- **Recommended 5: Formalize training in Community Policing for safety and security department - ongoing**

Recommendation 6: Written Policies and Formal Agreements

- **Recommended: MOU and Mutual Aid to be developed with SAPD and OPD for planning, training, and responding to a need for local law enforcement services on RSCCD property.**
- **This recommendation is complete:**
- **LE Agreements Approved**
- **Policy Manual under review by CSEA & HR**
- **Training of armed personnel**
- **Regular Communication with local agencies including SAUSD and OCSD**

Recommendation 7: Interoperability

- **Recommended:** The Director of RSCCD Security should work with local police chiefs to gain access to their existing 800 MHz radio systems in the event of a shooting on campus or an emergency.
- **This recommendation is complete:**
- **Accomplished through partnership with countywide communication.**
- **Own channel and identifier**
- **Item to next board meeting**

Recommendation 8, 9, 10, & 11

- **Recommended 8: Media and Public Relations –**
Establish a close working relationship with the PIOs of both SAPD and OPD. Develop a marketing plan for administrators, faculty and students to be aware of what to do in case of an emergency - ongoing
- **Recommended 9: Mass Communication - complete**
- **Recommended 10: RSCCD campus safety and security and local police from SAPD and OPD must coordinate with each other in order to be prepared to respond to critical incidents such as an active shooter-ongoing**
- **Recommend 11: The Director of security for RSCCD become and associate member of the OC Chiefs and Sheriffs Association – community colleges cannot participate in OCOPSA**

Safety & Security Awareness Training

- **Goals**
- **Target Audience**
 - Students, Staff and Faculty
- **Presentations during flex week**
- **Includes active shooter/threat response.**
- **New Employee Orientation**



Emergency Preparedness



Faculty & Staff Emergency Guide

Emergency Preparedness Links



Door Locks
Complex challenge
Variety of devices
No one solution
Ongoing Assessment





EBCO Lockdown Magnet™

For Faster and Safer School Lockdowns


How to Use:

1. Place magnet over strike plate on metal door frame.
2. Put door in locked position, close door. Then come and go freely.
3. When lockdown occurs, open door slightly, remove Lockdown Magnet™ and close door. Door is already locked.




Remove LockdownMagnet during all fire alarms.

For more information go to www.Lockdownmagnet.com
Tel. (773)-202-9608



Made in the U.S.A.
Copyright 2013, EBCO Inc.



Door Locks SCC

- Installed at SCC – 176 magnetic strips
- Installed at SCC – 39 U Bolts
- How its working
- Training



Door Locks SAC

- Installed SAC - 485 magnetic strip
- Installed CEC – 32 magnetic strip
- Installed REC – 6 magnetic strip
- How its working
- Training



Next Steps

Transition to armed

Projects

Training

Table Top Exercise

Drill



Video and info Links

- [LiveSafe app](#)
- [LiveSafe FAQ](#)
- [Run, Hide, Fight](#)
- [Shots fired on campus video](#)
- [Emergency Procedures/Practices](#)
- [Emergency Flipchart](#)
- [Faculty and Staff emergency guide](#)
- [Rave Mobile Safety info](#)

Questions?

Toni Bland

Bland_toni@rsccd.edu

714-480-7333